Whimsical bonsai tree and moon

Needlepoint pattern | 90 x 90 stitches | 5 x 5 in (12.7 x 12.7 cm) on 18 mesh | 18 colors



How to stitch it



1. Each square is one tent stitch, up at 1, down at 2. Lines in continental, right to left, the canvas upside down for the next row; wide areas in basketweave.
2. Cut 18 in of thread. Start and end it without a knot left behind.
3. Mark the middle of the canvas. It is the outlined square on page 2, column 45, row 45 (DMC 3823): start there. Count threads, not holes.
4. Go on from it: picture first, background last. Gray squares are on two pages: stitch them once.
5. Last, two more rows all round, each stitch in the color it lies beside: the opening's edge hides them.

First time? How to needlepoint: flossfield.com/needlepoint/guides/how-to-start/
How to read a chart: flossfield.com/needlepoint/guides/how-to-read-a-chart/

What you need

Canvas: blank mono canvas, 18 mesh (18 threads to the inch), cut 9.5 in square (24.1 cm).

Needle: blunt tapestry, size 22. Also masking tape for the cut edges, and small scissors.

Thread: six-strand floss, 18 colors, about 19 skeins in all (an estimate). Stitch with 4 strands (5 or 6 if canvas shows).

Fit it into a lid: the box or tray, acid-free board and backing. Measure the opening first.
How to fit it into a lid.

Thread list, DMC

			stitches	skeins
●	823	Dark Navy Blue	1,650	2
■	745	Light Pale Yellow	1,078	1
▲	3803	Dark Mauve	835	1
◆	798	Dark Delft Blue	724	1
▼	3855	Light Autumn Gold	619	1
★	3823	Ultra Pale Yellow	550	1
❖	603	Cranberry	435	1
X	799	Medium Delft Blue	430	1
H	3731	Very Dark Dusty Rose	404	1
+	963	Ultra Very Light Dusty Rose	338	1
=	801	Dark Coffee Brown	312	1
Z	3849	Light Teal Green	206	1
A	437	Light Tan	142	1
V	3847	Dark Teal Green	105	1
T	434	Light Brown	90	1
N	800	Pale Delft Blue	87	1
S	3811	Very Light Turquoise	66	1
K	469	Avocado Green	29	1

Skeins are estimates, with the two extra rows: the thread a stitch takes on the front and back of 18 mesh canvas, plus 30 percent, rounded up for each color.

Thread colors are approximate screen matches to DMC numbers. Check against real thread before you buy.

For your own stitching, gifts and handmade pieces you sell. Do not resell or share this PDF or copies of it.

Whimsical bonsai tree and moon

Needlepoint pattern

Columns 1 to 49, rows 1 to 90. Start at the red outline

This page is the dark part of the chart



Key

- **DMC 823** Dark Navy Blue
- **DMC 745** Light Pale Yellow
- **DMC 3803** Dark Mauve
- **DMC 798** Dark Delft Blue
- **DMC 3855** Light Autumn Gold
- **DMC 3823** Ultra Pale Yellow
- **DMC 603** Cranberry
- **DMC 799** Medium Delft Blue
- **DMC 3731** Very Dark Dusty Rose
- **DMC 963** Ultra Very Light Dusty Rose
- **DMC 801** Dark Coffee Brown
- **DMC 3849** Light Teal Green
- **DMC 437** Light Tan
- **DMC 3847** Dark Teal Green
- **DMC 434** Light Brown
- **DMC 800** Pale Delft Blue
- **DMC 3811** Very Light Turquoise
- **DMC 469** Avocado Green

Whimsical bonsai tree and moon

Needlepoint pattern

Columns 50 to 90, rows 1 to 90. Gray squares: charted already, do not stitch again

This page is the dark part of the chart



Key

- ● **DMC 823** Dark Navy Blue
- ■ **DMC 745** Light Pale Yellow
- ▲ **DMC 3803** Dark Mauve
- ◆ **DMC 798** Dark Delft Blue
- ▼ **DMC 3855** Light Autumn Gold
- ★ **DMC 3823** Ultra Pale Yellow
- ❖ **DMC 603** Cranberry
- X **DMC 799** Medium Delft Blue
- H **DMC 3731** Very Dark Dusty Rose
- \+ **DMC 963** Ultra Very Light Dusty Rose
- = **DMC 801** Dark Coffee Brown
- Z **DMC 3849** Light Teal Green
- A **DMC 437** Light Tan
- V **DMC 3847** Dark Teal Green
- N **DMC 800** Pale Delft Blue
- S **DMC 3811** Very Light Turquoise
- K **DMC 469** Avocado Green