Whimsical flower bouquet

Needlepoint pattern | 90 x 90 stitches | 5 x 5 in (12.7 x 12.7 cm) on 18 mesh | 18 colors



How to stitch it



1. Each square is one tent stitch, up at 1, down at 2. Lines in continental, right to left, the canvas upside down for the next row; wide areas in basketweave.
2. Cut 18 in of thread. Start and end it without a knot left behind.
3. Mark the middle of the canvas. It is the outlined square on page 2, column 45, row 45 (DMC 3325): start there. Count threads, not holes.
4. Go on from it: picture first, background last. Gray squares are on two pages: stitch them once.
5. Last, two more rows all round, each stitch in the color it lies beside: the opening's edge hides them.

First time? How to needlepoint: flossfield.com/needlepoint/guides/how-to-start/
How to read a chart: flossfield.com/needlepoint/guides/how-to-read-a-chart/

What you need

Canvas: blank mono canvas, 18 mesh (18 threads to the inch), cut 9.5 in square (24.1 cm).

Needle: blunt tapestry, size 22. Also masking tape for the cut edges, and small scissors.

Thread: six-strand floss, 18 colors, about 19 skeins in all (an estimate). Stitch with 4 strands (5 or 6 if canvas shows).

Fit it into a lid: the box or tray, acid-free board and backing. Measure the opening first.
How to fit it into a lid.

Thread list, DMC

			stitches	skeins
●	3325	Light Baby Blue	1,815	2
■	435	Very Light Brown	1,042	1
▲	BLANC	White	718	1
◆	437	Light Tan	587	1
▼	351	Coral	556	1
★	801	Dark Coffee Brown	495	1
❖	739	Ultra Very Light Tan	400	1
X	600	Very Dark Cranberry	358	1
H	3345	Dark Hunter Green	327	1
+	605	Very Light Cranberry	299	1
=	3841	Pale Baby Blue	297	1
Z	3347	Medium Yellow Green	293	1
A	433	Medium Brown	279	1
V	472	Ultra Light Avocado Green	237	1
T	743	Medium Yellow	160	1
N	3371	Black Brown	96	1
S	603	Cranberry	92	1
K	798	Dark Delft Blue	49	1

Skeins are estimates, with the two extra rows: the thread a stitch takes on the front and back of 18 mesh canvas, plus 30 percent, rounded up for each color.

Thread colors are approximate screen matches to DMC numbers. Check against real thread before you buy.

For your own stitching, gifts and handmade pieces you sell. Do not resell or share this PDF or copies of it.

Whimsical flower bouquet

Needlepoint pattern

Columns 1 to 49, rows 1 to 90. Start at the red outline

This page is the dark part of the chart

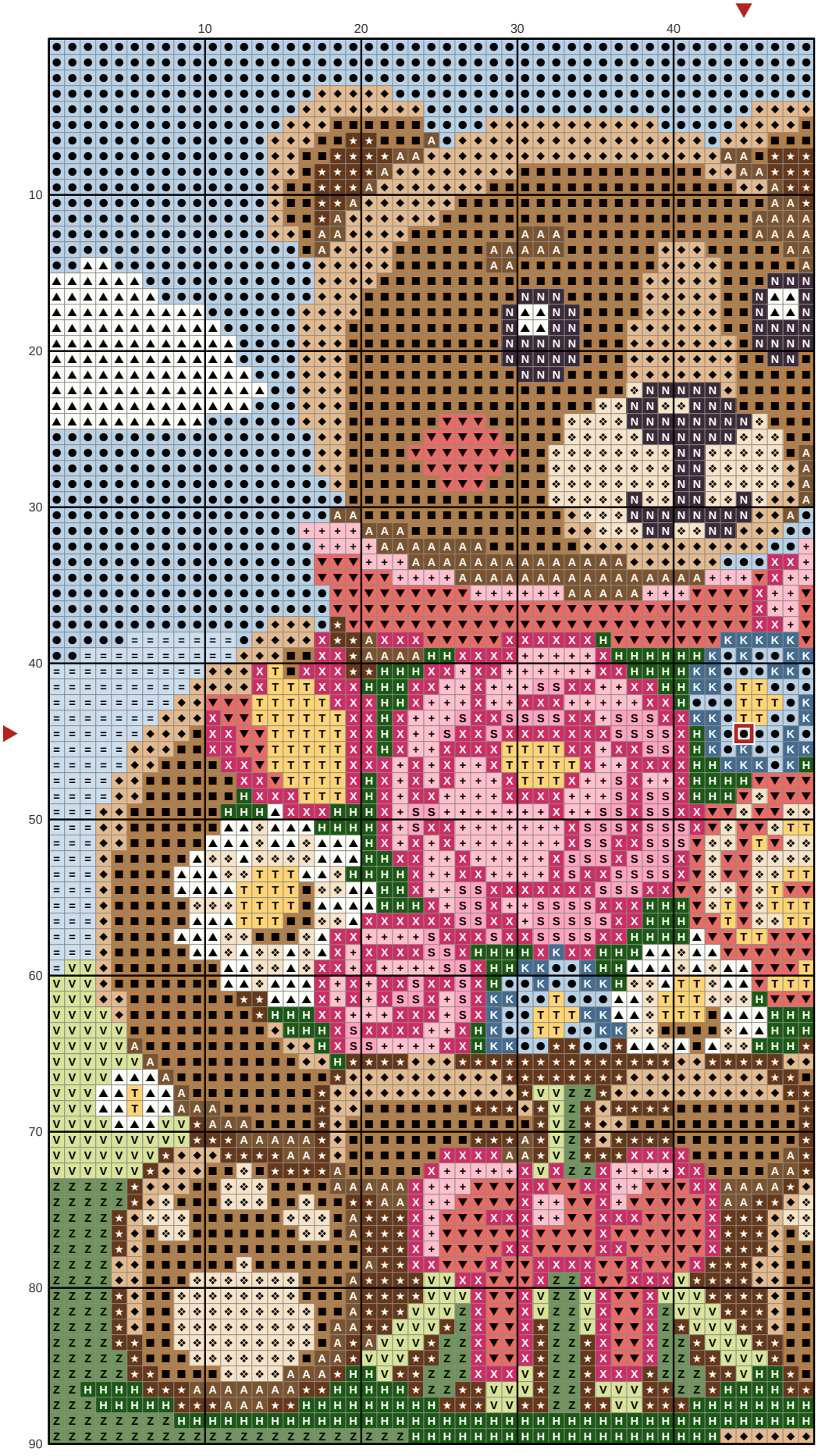

Key

- ● **DMC 3325** Light Baby Blue
- ■ **DMC 435** Very Light Brown
- ▲ **DMC BLANC** White
- ◆ **DMC 437** Light Tan
- ▼ **DMC 351** Coral
- ★ **DMC 801** Dark Coffee Brown
- ❖ **DMC 739** Ultra Very Light Tan
- X **DMC 600** Very Dark Cranberry
- H **DMC 3345** Dark Hunter Green
- \+ **DMC 605** Very Light Cranberry
- = **DMC 3841** Pale Baby Blue
- Z **DMC 3347** Medium Yellow Green
- A **DMC 433** Medium Brown
- V **DMC 472** Ultra Light Avocado Green
- T **DMC 743** Medium Yellow
- N **DMC 3371** Black Brown
- S **DMC 603** Cranberry
- K **DMC 798** Dark Delft Blue

Whimsical flower bouquet

Needlepoint pattern

Columns 50 to 90, rows 1 to 90. Gray squares: charted already, do not stitch again

This page is the dark part of the chart



Key

- ● **DMC 3325** Light Baby Blue
- ■ **DMC 435** Very Light Brown
- ▲ **DMC BLANC** White
- ◆ **DMC 437** Light Tan
- ▼ **DMC 351** Coral
- ★ **DMC 801** Dark Coffee Brown
- ❖ **DMC 739** Ultra Very Light Tan
- X **DMC 600** Very Dark Cranberry
- H **DMC 3345** Dark Hunter Green
- \+ **DMC 605** Very Light Cranberry
- = **DMC 3841** Pale Baby Blue
- Z **DMC 3347** Medium Yellow Green
- A **DMC 433** Medium Brown
- V **DMC 472** Ultra Light Avocado Green
- T **DMC 743** Medium Yellow
- N **DMC 3371** Black Brown
- S **DMC 603** Cranberry
- K **DMC 798** Dark Delft Blue