Whimsical brontosaurus

Needlepoint pattern | 72 x 72 stitches | 4 x 4 in (10.2 x 10.2 cm) on 18 mesh | 11 colors



How to stitch it



1. Each square is one tent stitch, up at 1, down at 2. Lines in continental, right to left, the canvas upside down for the next row; wide areas in basketweave.
2. Cut 18 in of thread. Start and end it without a knot left behind.
3. Mark the middle of the canvas. It is the outlined square, column 36, row 36 (DMC 210): start there. Count threads, not holes.
4. Go on from it: picture first, background last. End the thread before crossing another color.
5. Last, two more rows all round, each stitch in the color it lies beside: the board's edge hides them.

First time? How to needlepoint: flossfield.com/needlepoint/guides/how-to-start/
How to read a chart: flossfield.com/needlepoint/guides/how-to-read-a-chart/

What you need

Canvas: blank mono canvas, 18 mesh (18 threads to the inch), cut 8.5 in square (21.6 cm).

Needle: blunt tapestry, size 22. Also masking tape for the cut edges, and small scissors.

Thread: six-strand floss, 11 colors, about 13 skeins in all (an estimate). Stitch with 4 strands (5 or 6 if canvas shows).

Make it an ornament: board, thin batting, backing fabric and twisted cord.
How to finish an ornament.

Thread list, DMC

			stitches	skeins
●	**351**	Coral	2,971	3
■	**959**	Medium Seagreen	1,113	1
+	**704**	Bright Chartreuse	320	1
X	**3811**	Very Light Turquoise	197	1
=	**702**	Kelly Green	176	1
❖	**3812**	Very Dark Seagreen	161	1
▼	**726**	Light Topaz	120	1
H	**210**	Medium Lavender	114	1
★	**603**	Cranberry	6	1
◆	**310**	Black	5	1
▲	**BLANC**	White	1	1

Skeins are estimates, with the two extra rows: the thread a stitch takes on the front and back of 18 mesh canvas, plus 30 percent, rounded up for each color.

Thread colors are approximate screen matches to DMC numbers. Check against real thread before you buy.

For your own stitching, gifts and handmade pieces you sell. Do not resell or share this PDF or copies of it.

Whimsical brontosaurus Needlepoint pattern

Chart: 72 x 72 stitches. Start at the red outline



Key

- ● **DMC 351** Coral
- ■ **DMC 959** Medium Seagreen
- \+ **DMC 704** Bright Chartreuse
- X **DMC 3811** Very Light Turquoise
- = **DMC 702** Kelly Green
- ❖ **DMC 3812** Very Dark Seagreen
- ▼ **DMC 726** Light Topaz
- H **DMC 210** Medium Lavender
- ★ **DMC 603** Cranberry
- ◆ **DMC 310** Black
- ▲ **DMC BLANC** White