Whimsical elephant blowing bubbles

Needlepoint pattern | 90 x 90 stitches | 5 x 5 in (12.7 x 12.7 cm) on 18 mesh | 18 colors



How to stitch it



1. Each square is one tent stitch, up at 1, down at 2. Lines in continental, right to left, the canvas upside down for the next row; wide areas in basketweave.
2. Cut 18 in of thread. Start and end it without a knot left behind.
3. Mark the middle of the canvas. It is the outlined square on page 2, column 45, row 45 (DMC 26): start there. Count threads, not holes.
4. Go on from it: picture first, background last. Gray squares are on two pages: stitch them once.
5. Last, two more rows all round, each stitch in the color it lies beside: the opening's edge hides them.

First time? How to needlepoint: flossfield.com/needlepoint/guides/how-to-start/
How to read a chart: flossfield.com/needlepoint/guides/how-to-read-a-chart/

What you need

Canvas: blank mono canvas, 18 mesh (18 threads to the inch), cut 9.5 in square (24.1 cm).

Needle: blunt tapestry, size 22. Also masking tape for the cut edges, and small scissors.

Thread: six-strand floss, 18 colors, about 20 skeins in all (an estimate). Stitch with 4 strands (5 or 6 if canvas shows).

Fit it into a lid: the box or tray, acid-free board and backing. Measure the opening first.
How to fit it into a lid.

Thread list, DMC

			stitches	skeins
●	3808	Ultra Very Dark Turquoise	2,884	3
■	26	Pale Lavender	1,165	1
▲	3809	Very Dark Turquoise	656	1
◆	340	Medium Blue Violet	650	1
▼	3347	Medium Yellow Green	471	1
★	28	Medium Light Eggplant	402	1
❖	3689	Light Mauve	399	1
X	3746	Dark Blue Violet	268	1
H	743	Medium Yellow	234	1
+	712	Cream	172	1
=	435	Very Light Brown	165	1
Z	437	Light Tan	158	1
A	3811	Very Light Turquoise	153	1
V	350	Medium Coral	104	1
T	352	Light Coral	100	1
N	3371	Black Brown	46	1
S	433	Medium Brown	37	1
K	471	Very Light Avocado Green	36	1

Skeins are estimates, with the two extra rows: the thread a stitch takes on the front and back of 18 mesh canvas, plus 30 percent, rounded up for each color.

Thread colors are approximate screen matches to DMC numbers. Check against real thread before you buy.

For your own stitching, gifts and handmade pieces you sell. Do not resell or share this PDF or copies of it.

Whimsical elephant blowing bubbles

Needlepoint pattern

Columns 1 to 49, rows 1 to 90. Start at the red outline

This page is the dark part of the chart



Key

- **DMC 3808** Ultra Very Dark Turquoise
- **DMC 26** Pale Lavender
- **DMC 3809** Very Dark Turquoise
- **DMC 340** Medium Blue Violet
- **DMC 3347** Medium Yellow Green
- **DMC 28** Medium Light Eggplant
- **DMC 3689** Light Mauve
- **DMC 3746** Dark Blue Violet
- **DMC 743** Medium Yellow
- **DMC 712** Cream
- **DMC 3811** Very Light Turquoise
- **DMC 352** Light Coral
- **DMC 3371** Black Brown
- **DMC 471** Very Light Avocado Green

Whimsical elephant blowing bubbles Needlepoint pattern

Columns 50 to 90, rows 1 to 90. Gray squares: charted already, do not stitch again

This page is the dark part of the chart



Key

- DMC 3808 Ultra Very Dark Turquoise
- DMC 26 Pale Lavender
- DMC 3809 Very Dark Turquoise
- DMC 340 Medium Blue Violet
- DMC 3347 Medium Yellow Green
- DMC 28 Medium Light Eggplant
- DMC 3689 Light Mauve
- DMC 3746 Dark Blue Violet
- DMC 743 Medium Yellow
- DMC 712 Cream
- DMC 435 Very Light Brown
- DMC 437 Light Tan
- DMC 3811 Very Light Turquoise
- DMC 350 Medium Coral
- DMC 352 Light Coral
- DMC 3371 Black Brown
- DMC 433 Medium Brown
- DMC 471 Very Light Avocado Green