# Whimsical bungalow

Needlepoint pattern | 90 x 90 stitches | 5 x 5 in (12.7 x 12.7 cm) on 18 mesh | 18 colors



## How to stitch it




1. Each square is one tent stitch, up at 1, down at 2. Lines in continental, right to left, the canvas upside down for the next row; wide areas in basketweave.
2. Cut 18 in of thread. Start and end it without a knot left behind.
3. Mark the middle of the canvas. It is the outlined square on page 2, column 45, row 45 (DMC 3810): start there. Count threads, not holes.
4. Go on from it: picture first, background last. Gray squares are on two pages: stitch them once.
5. Last, two more rows all round, each stitch in the color it lies beside: the opening's edge hides them.

First time? How to needlepoint: flossfield.com/needlepoint/guides/how-to-start/
How to read a chart: flossfield.com/needlepoint/guides/how-to-read-a-chart/

## What you need

**Canvas:** blank mono canvas, 18 mesh (18 threads to the inch), cut 9.5 in square (24.1 cm).

**Needle:** blunt tapestry, size 22. Also masking tape for the cut edges, and small scissors.

**Thread:** six-strand floss, 18 colors, about 18 skeins in all (an estimate). Stitch with 4 strands (5 or 6 if canvas shows).

**Fit it into a lid:** the box or tray, acid-free board and backing. Measure the opening first.
How to fit it into a lid.

## Thread list, DMC

| | | | stitches | skeins |
|---|---|---|---|---|
| ● | 745 | Light Pale Yellow | 996 | 1 |
| ■ | 3823 | Ultra Pale Yellow | 972 | 1 |
| ▲ | BLANC | White | 842 | 1 |
| ◆ | 3824 | Light Apricot | 823 | 1 |
| ▼ | 470 | Light Avocado Green | 816 | 1 |
| ★ | 3341 | Apricot | 470 | 1 |
| ❖ | 3345 | Dark Hunter Green | 406 | 1 |
| X | 905 | Dark Parrot Green | 384 | 1 |
| H | 3733 | Dusty Rose | 370 | 1 |
| + | 3350 | Ultra Dark Dusty Rose | 346 | 1 |
| = | 3808 | Ultra Very Dark Turquoise | 330 | 1 |
| Z | 3685 | Very Dark Mauve | 320 | 1 |
| A | 209 | Dark Lavender | 290 | 1 |
| V | 823 | Dark Navy Blue | 213 | 1 |
| T | 742 | Light Tangerine | 212 | 1 |
| N | 3810 | Dark Turquoise | 172 | 1 |
| S | 3747 | Very Light Blue Violet | 104 | 1 |
| K | 598 | Light Turquoise | 34 | 1 |

Skeins are estimates, with the two extra rows: the thread a stitch takes on the front and back of 18 mesh canvas, plus 30 percent, rounded up for each color.

Thread colors are approximate screen matches to DMC numbers. Check against real thread before you buy.

For your own stitching, gifts and handmade pieces you sell. Do not resell or share this PDF or copies of it.

# Whimsical bungalow

Needlepoint pattern

Columns 1 to 49, rows 1 to 90. Start at the red outline

This page is the dark part of the chart




## Key

- ● **DMC 745** Light Pale Yellow
- ■ **DMC 3823** Ultra Pale Yellow
- ▲ **DMC BLANC** White
- ◆ **DMC 3824** Light Apricot
- ▼ **DMC 470** Light Avocado Green
- ★ **DMC 3341** Apricot
- ❖ **DMC 3345** Dark Hunter Green
- X **DMC 905** Dark Parrot Green
- H **DMC 3733** Dusty Rose
- \+ **DMC 3350** Ultra Dark Dusty Rose
- = **DMC 3808** Ultra Very Dark Turquoise
- Z **DMC 3685** Very Dark Mauve
- A **DMC 209** Dark Lavender
- V **DMC 823** Dark Navy Blue
- T **DMC 742** Light Tangerine
- N **DMC 3810** Dark Turquoise
- S **DMC 3747** Very Light Blue Violet
- K **DMC 598** Light Turquoise

# Whimsical bungalow

Needlepoint pattern

Columns 50 to 90, rows 1 to 90. Gray squares: charted already, do not stitch again

This page is the dark part of the chart




## Key

- **DMC 745** Light Pale Yellow
- **DMC 3823** Ultra Pale Yellow
- **DMC BLANC** White
- **DMC 3824** Light Apricot
- **DMC 470** Light Avocado Green
- **DMC 3341** Apricot
- **DMC 3345** Dark Hunter Green
- **DMC 905** Dark Parrot Green
- **DMC 3733** Dusty Rose
- **DMC 3350** Ultra Dark Dusty Rose
- **DMC 3808** Ultra Very Dark Turquoise
- **DMC 3685** Very Dark Mauve
- **DMC 209** Dark Lavender
- **DMC 823** Dark Navy Blue
- **DMC 742** Light Tangerine
- **DMC 3810** Dark Turquoise
- **DMC 3747** Very Light Blue Violet