Whimsical buoys with a seal pup

Needlepoint pattern | 140 x 140 stitches | 14 x 14 in (35.6 x 35.6 cm) on 10 mesh | 24 colors



How to stitch it



1. Each square is one tent stitch, up at 1, down at 2. Lines in continental, right to left, the canvas upside down for the next row; wide areas in basketweave.
2. Cut 18 in of thread. Start and end it without a knot left behind.
3. Mark the middle of the canvas. It is the outlined square on page 2, column 70, row 70 (DMC 780): start there. Count threads, not holes.
4. Go on from it: picture first, background last. Gray squares are on two pages: stitch them once.
5. Last, two more rows all round, each stitch in the color it lies beside: the seam hides them.

First time? How to needlepoint: flossfield.com/needlepoint/guides/how-to-start/
How to read a chart: flossfield.com/needlepoint/guides/how-to-read-a-chart/

What you need

Canvas: blank mono canvas, 10 mesh (10 threads to the inch), cut 18.5 in square (47 cm).

Needle: blunt tapestry, size 18. Also masking tape for the cut edges, and small scissors.

Thread: pearl cotton size 3, 24 colors, about 44 skeins in all (an estimate). Stitch with 2 lengths together.

Make it a pillow: backing fabric, an insert the size of the stitching or an inch larger, and cord or piping for the edge. How to finish a pillow.

Thread list, DMC

			stitches	skeins
●	**823**	Dark Navy Blue	3,995	7
■	**336**	Navy Blue	2,727	5
▲	**312**	Very Dark Baby Blue	1,672	3
◆	**BLANC**	White	1,604	3
▼	**762**	Very Light Pearl Gray	1,002	2
★	**746**	Off White	946	2
❖	**3847**	Dark Teal Green	892	2
X	**3808**	Ultra Very Dark Turquoise	853	2
H	**3752**	Very Light Antique Blue	714	2
+	**932**	Light Antique Blue	670	2
=	**350**	Medium Coral	622	1
Z	**352**	Light Coral	482	1
A	**3851**	Light Bright Green	481	1
V	**347**	Very Dark Salmon	473	1
T	**964**	Light Seagreen	424	1
N	**815**	Medium Garnet	360	1
S	**3821**	Straw	306	1
K	**677**	Very Light Old Gold	306	1
E	**783**	Medium Topaz	303	1
C	**3371**	Black Brown	243	1
P	**780**	Ultra Very Dark Topaz	223	1
U	**334**	Medium Baby Blue	172	1
L	**931**	Medium Antique Blue	110	1
2	**433**	Medium Brown	20	1

Skeins are estimates, with the two extra rows: the thread a stitch takes on the front and back of 10 mesh canvas, plus 30 percent, rounded up for each color.

Thread colors are approximate screen matches to DMC numbers. Check against real thread before you buy.

For your own stitching, gifts and handmade pieces you sell. Do not resell or share this PDF or copies of it.

Whimsical buoys with a seal pup Needlepoint pattern

Columns 1 to 74, rows 1 to 74. Start at the red outline

This page is the dark part of the chart



Key

- ● **DMC 823** Dark Navy Blue
- ■ **DMC 336** Navy Blue
- ▲ **DMC 312** Very Dark Baby Blue
- ◆ **DMC BLANC** White
- ★ **DMC 746** Off White
- H **DMC 3752** Very Light Antique Blue
- \+ **DMC 932** Light Antique Blue
- = **DMC 350** Medium Coral
- Z **DMC 352** Light Coral
- V **DMC 347** Very Dark Salmon
- N **DMC 815** Medium Garnet
- S **DMC 3821** Straw
- K **DMC 677** Very Light Old Gold
- E **DMC 783** Medium Topaz
- C **DMC 3371** Black Brown
- P **DMC 780** Ultra Very Dark Topaz
- U **DMC 334** Medium Baby Blue

Whimsical buoys with a seal pup Needlepoint pattern

Columns 75 to 140, rows 1 to 74. Gray squares: charted already, do not stitch again

This page is the dark part of the chart



Key

- ● **DMC 823** Dark Navy Blue
- ■ **DMC 336** Navy Blue
- ▲ **DMC 312** Very Dark Baby Blue
- ◆ **DMC BLANC** White
- ▼ **DMC 762** Very Light Pearl Gray
- ★ **DMC 746** Off White
- H **DMC 3752** Very Light Antique Blue
- \+ **DMC 932** Light Antique Blue
- = **DMC 350** Medium Coral
- Z **DMC 352** Light Coral
- V **DMC 347** Very Dark Salmon
- N **DMC 815** Medium Garnet
- S **DMC 3821** Straw
- E **DMC 783** Medium Topaz
- C **DMC 3371** Black Brown
- P **DMC 780** Ultra Very Dark Topaz
- U **DMC 334** Medium Baby Blue

Whimsical buoys with a seal pup Needlepoint pattern

Columns 1 to 74, rows 75 to 140. Gray squares: charted already, do not stitch again

This page is the dark part of the chart



Key

- ■ **DMC 336** Navy Blue
- ▲ **DMC 312** Very Dark Baby Blue
- ◆ **DMC BLANC** White
- ▼ **DMC 762** Very Light Pearl Gray
- ❖ **DMC 3847** Dark Teal Green
- X **DMC 3808** Ultra Very Dark Turquoise
- H **DMC 3752** Very Light Antique Blue
- \+ **DMC 932** Light Antique Blue
- = **DMC 350** Medium Coral
- Z **DMC 352** Light Coral
- A **DMC 3851** Light Bright Green
- V **DMC 347** Very Dark Salmon
- T **DMC 964** Light Seagreen
- N **DMC 815** Medium Garnet
- S **DMC 3821** Straw
- K **DMC 677** Very Light Old Gold
- E **DMC 783** Medium Topaz
- P **DMC 780** Ultra Very Dark Topaz
- U **DMC 334** Medium Baby Blue
- L **DMC 931** Medium Antique Blue

Whimsical buoys with a seal pup Needlepoint pattern

Columns 75 to 140, rows 75 to 140. Gray squares: charted already, do not stitch again

This page is the dark part of the chart



Key

▲	**DMC 312** Very Dark Baby Blue	+	**DMC 932** Light Antique Blue	N	**DMC 815** Medium Garnet
◆	**DMC BLANC** White	=	**DMC 350** Medium Coral	K	**DMC 677** Very Light Old Gold
▼	**DMC 762** Very Light Pearl Gray	Z	**DMC 352** Light Coral	C	**DMC 3371** Black Brown
❖	**DMC 3847** Dark Teal Green	A	**DMC 3851** Light Bright Green	P	**DMC 780** Ultra Very Dark Topaz
X	**DMC 3808** Ultra Very Dark Turquoise	V	**DMC 347** Very Dark Salmon	L	**DMC 931** Medium Antique Blue
H	**DMC 3752** Very Light Antique Blue	T	**DMC 964** Light Seagreen	2	**DMC 433** Medium Brown