Whimsical Canada goose

Needlepoint pattern | 130 x 130 stitches | 10 x 10 in (25.4 x 25.4 cm) on 13 mesh | 20 colors



How to stitch it



1. Each square is one tent stitch, up at 1, down at 2. Lines in continental, right to left, the canvas upside down for the next row; wide areas in basketweave.
2. Cut 18 in of thread. Start and end it without a knot left behind.
3. Mark the middle of the canvas. It is the outlined square on page 2, column 65, row 65 (DMC 310): start there. Count threads, not holes.
4. Go on from it: picture first, background last. Gray squares are on two pages: stitch them once.
5. Last, two more rows all round in DMC 321: the seam hides them.

First time? How to needlepoint: flossfield.com/needlepoint/guides/how-to-start/
How to read a chart: flossfield.com/needlepoint/guides/how-to-read-a-chart/

What you need

Canvas: blank mono canvas, 13 mesh (13 threads to the inch), cut 14.5 in square (36.8 cm).

Needle: blunt tapestry, size 20. Also masking tape for the cut edges, and small scissors.

Thread: six-strand floss, 20 colors, about 35 skeins in all (an estimate). Stitch with 7 strands (8 if canvas shows).

Make it a pillow: backing fabric, an insert the size of the stitching or an inch larger, and cord or piping for the edge. How to finish a pillow.

Thread list, DMC

			stitches	skeins
●	3811	Very Light Turquoise	4,789	7
■	321	Red	2,376	5
▲	BLANC	White	1,969	3
◆	761	Light Salmon	996	2
▼	3347	Medium Yellow Green	730	2
★	310	Black	704	2
❖	598	Light Turquoise	667	1
X	472	Ultra Light Avocado Green	558	1
H	841	Light Beige Brown	518	1
+	725	Medium Light Topaz	466	1
=	839	Dark Beige Brown	460	1
Z	727	Very Light Topaz	419	1
A	782	Dark Topaz	389	1
V	747	Very Light Sky Blue	349	1
T	783	Medium Topaz	329	1
N	842	Very Light Beige Brown	319	1
S	3799	Very Dark Pewter Gray	316	1
K	815	Medium Garnet	277	1
E	3345	Dark Hunter Green	172	1
C	317	Pewter Gray	97	1

Skeins are estimates, with the two extra rows: the thread a stitch takes on the front and back of 13 mesh canvas, plus 30 percent, rounded up for each color.

Thread colors are approximate screen matches to DMC numbers. Check against real thread before you buy.

For your own stitching, gifts and handmade pieces you sell. Do not resell or share this PDF or copies of it.

Whimsical Canada goose Needlepoint pattern

Columns 1 to 69, rows 1 to 69. Start at the red outline

This page is the dark part of the chart



Key

- ● **DMC 3811** Very Light Turquoise
- ■ **DMC 321** Red
- ▲ **DMC BLANC** White
- ◆ **DMC 761** Light Salmon
- ★ **DMC 310** Black
- ❖ **DMC 598** Light Turquoise
- H **DMC 841** Light Beige Brown
- = **DMC 839** Dark Beige Brown
- Z **DMC 727** Very Light Topaz
- A **DMC 782** Dark Topaz
- V **DMC 747** Very Light Sky Blue
- N **DMC 842** Very Light Beige Brown
- S **DMC 3799** Very Dark Pewter Gray

Whimsical Canada goose Needlepoint pattern

Columns 70 to 130, rows 1 to 69. Gray squares: charted already, do not stitch again

This page is the dark part of the chart



Key

- ● **DMC 3811** Very Light Turquoise
- ■ **DMC 321** Red
- ▲ **DMC BLANC** White
- ◆ **DMC 761** Light Salmon
- ★ **DMC 310** Black
- + **DMC 725** Medium Light Topaz
- = **DMC 839** Dark Beige Brown
- Z **DMC 727** Very Light Topaz
- A **DMC 782** Dark Topaz
- V **DMC 747** Very Light Sky Blue
- T **DMC 783** Medium Topaz
- S **DMC 3799** Very Dark Pewter Gray
- K **DMC 815** Medium Garnet
- C **DMC 317** Pewter Gray

Whimsical Canada goose Needlepoint pattern

Columns 1 to 69, rows 70 to 130. Gray squares: charted already, do not stitch again

This page is the dark part of the chart

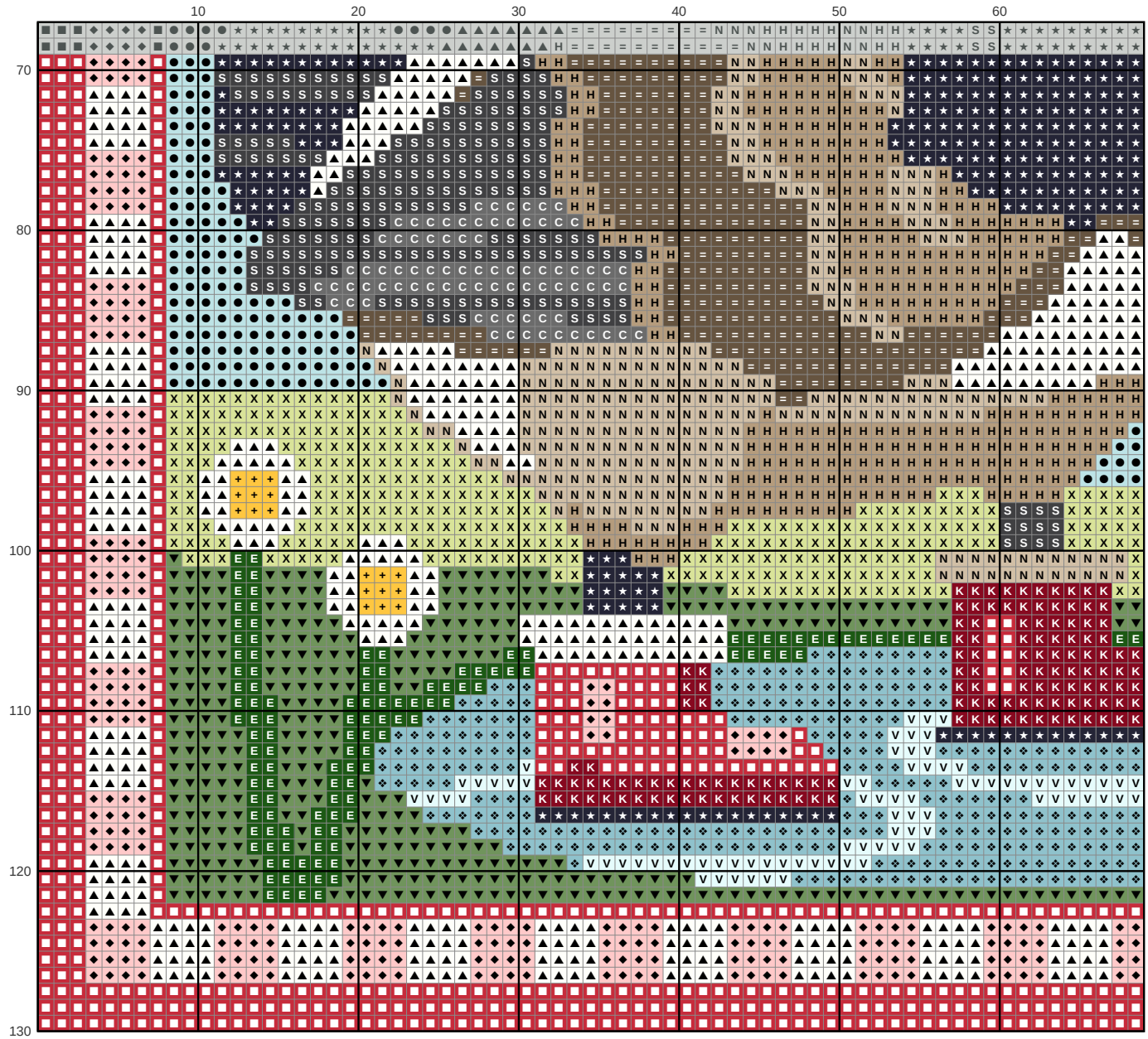

Key

- ● **DMC 3811** Very Light Turquoise
- ■ **DMC 321** Red
- ▲ **DMC BLANC** White
- ◆ **DMC 761** Light Salmon
- ▼ **DMC 3347** Medium Yellow Green
- ★ **DMC 310** Black
- ❖ **DMC 598** Light Turquoise
- X **DMC 472** Ultra Light Avocado Green
- H **DMC 841** Light Beige Brown
- \+ **DMC 725** Medium Light Topaz
- = **DMC 839** Dark Beige Brown
- V **DMC 747** Very Light Sky Blue
- N **DMC 842** Very Light Beige Brown
- S **DMC 3799** Very Dark Pewter Gray
- K **DMC 815** Medium Garnet
- E **DMC 3345** Dark Hunter Green
- C **DMC 317** Pewter Gray

Whimsical Canada goose Needlepoint pattern

Columns 70 to 130, rows 70 to 130. Gray squares: charted already, do not stitch again

This page is the dark part of the chart



Key

- ● **DMC 3811** Very Light Turquoise
- ■ **DMC 321** Red
- ▲ **DMC BLANC** White
- ◆ **DMC 761** Light Salmon
- ▼ **DMC 3347** Medium Yellow Green
- ★ **DMC 310** Black
- ❖ **DMC 598** Light Turquoise
- X **DMC 472** Ultra Light Avocado Green
- H **DMC 841** Light Beige Brown
- \+ **DMC 725** Medium Light Topaz
- = **DMC 839** Dark Beige Brown
- Z **DMC 727** Very Light Topaz
- V **DMC 747** Very Light Sky Blue
- T **DMC 783** Medium Topaz
- N **DMC 842** Very Light Beige Brown
- S **DMC 3799** Very Dark Pewter Gray
- K **DMC 815** Medium Garnet
- E **DMC 3345** Dark Hunter Green