Whimsical Cancer the crab

Needlepoint pattern | 90 x 126 stitches | 5 x 7 in (12.7 x 17.8 cm) on 18 mesh | 20 colors



How to stitch it



1. Each square is one tent stitch, up at 1, down at 2. Lines in continental, right to left, the canvas upside down for the next row; wide areas in basketweave.
2. Cut 18 in of thread. Start and end it without a knot left behind.
3. Mark the middle of the canvas. It is the outlined square on page 2, column 45, row 63 (DMC 3823): start there. Count threads, not holes.
4. Go on from it: picture first, background last. Gray squares are on two pages: stitch them once.
5. When it is done, block it square.

First time? How to needlepoint: flossfield.com/needlepoint/guides/how-to-start/
How to read a chart: flossfield.com/needlepoint/guides/how-to-read-a-chart/

What you need

Canvas: blank mono canvas, 18 mesh (18 threads to the inch), cut 9 in wide x 11 in high (22.9 x 27.9 cm).

Needle: blunt tapestry, size 22. Also masking tape for the cut edges, and small scissors.

Thread: six-strand floss, 20 colors, about 22 skeins in all (an estimate). Stitch with 4 strands (5 or 6 if canvas shows).

Frame it: acid-free board and a frame.
How to frame needlepoint.

Thread list, DMC

			stitches	skeins
●	3823	Ultra Pale Yellow	1,711	2
■	211	Light Lavender	1,322	2
▲	340	Medium Blue Violet	1,070	1
◆	3807	Cornflower Blue	977	1
▼	3777	Very Dark Terra Cotta	865	1
★	823	Dark Navy Blue	586	1
❖	745	Light Pale Yellow	488	1
X	798	Dark Delft Blue	476	1
H	3341	Apricot	471	1
+	3340	Medium Apricot	455	1
=	3042	Light Antique Violet	425	1
Z	350	Medium Coral	424	1
A	950	Light Desert Sand	385	1
V	3740	Dark Antique Violet	370	1
T	3041	Medium Antique Violet	357	1
N	3856	Ultra Very Light Mahogany	254	1
S	347	Very Dark Salmon	227	1
K	809	Delft Blue	186	1
E	3855	Light Autumn Gold	185	1
C	3371	Black Brown	106	1

Skeins are estimates: the thread a stitch takes on the front and back of 18 mesh canvas, plus 30 percent, rounded up for each color.
Thread colors are approximate screen matches to DMC numbers. Check against real thread before you buy.
For your own stitching, gifts and handmade pieces you sell. Do not resell or share this PDF or copies of it.

Whimsical Cancer the crab

Needlepoint pattern

Columns 1 to 90, rows 1 to 67. Start at the red outline

This page is the dark part of the chart



Key

- ● **DMC 3823** Ultra Pale Yellow
- ■ **DMC 211** Light Lavender
- ▲ **DMC 340** Medium Blue Violet
- ◆ **DMC 3807** Cornflower Blue
- ▼ **DMC 3777** Very Dark Terra Cotta
- ★ **DMC 823** Dark Navy Blue
- ❖ **DMC 745** Light Pale Yellow
- X **DMC 798** Dark Delft Blue
- H **DMC 3341** Apricot
- \+ **DMC 3340** Medium Apricot
- Z **DMC 350** Medium Coral
- A **DMC 950** Light Desert Sand
- N **DMC 3856** Ultra Very Light Mahogany
- S **DMC 347** Very Dark Salmon
- E **DMC 3855** Light Autumn Gold
- C **DMC 3371** Black Brown

Whimsical Cancer the crab

Needlepoint pattern

Columns 1 to 90, rows 68 to 126. Gray squares: charted already, do not stitch again

This page is the dark part of the chart



Key

- ● **DMC 3823** Ultra Pale Yellow
- ■ **DMC 211** Light Lavender
- ▲ **DMC 340** Medium Blue Violet
- ▼ **DMC 3777** Very Dark Terra Cotta
- ★ **DMC 823** Dark Navy Blue
- ❖ **DMC 745** Light Pale Yellow
- X **DMC 798** Dark Delft Blue
- H **DMC 3341** Apricot
- \+ **DMC 3340** Medium Apricot
- = **DMC 3042** Light Antique Violet
- Z **DMC 350** Medium Coral
- A **DMC 950** Light Desert Sand
- V **DMC 3740** Dark Antique Violet
- T **DMC 3041** Medium Antique Violet
- N **DMC 3856** Ultra Very Light Mahogany
- S **DMC 347** Very Dark Salmon
- K **DMC 809** Delft Blue
- E **DMC 3855** Light Autumn Gold
- C **DMC 3371** Black Brown