Whimsical candy apple stand-up

Needlepoint pattern | 188 x 172 stitches | all pieces 10.4 x 9.6 in (26.5 x 24.3 cm) on 18 mesh | 19 colors



How to stitch it



1. Each square is one tent stitch, up at 1, down at 2. Lines in continental, right to left, the canvas upside down for the next row; wide areas in basketweave.
2. Cut 18 in of thread. Start and end it without a knot left behind.
3. Mark the middle of each canvas. It is that piece's outlined square: start there. Count threads, not holes.
4. Go on from it: picture first, background last. Gray squares are on two pages: stitch them once. Empty squares stay bare.
5. Last, two more rows all round each piece, each stitch in the color it lies beside: the seam hides them.

First time? How to needlepoint: flossfield.com/needlepoint/guides/how-to-start/
How to read a chart: flossfield.com/needlepoint/guides/how-to-read-a-chart/

What you need

Canvas: blank mono canvas, 18 mesh (18 threads to the inch), a piece for each: front and back each 9.5 in wide x 11.5 in high, base 8.5 in wide x 6.5 in high.

Needle: blunt tapestry, size 22. Also masking tape for the cut edges, and small scissors.

Thread: six-strand floss, 19 colors, about 26 skeins in all (an estimate). Stitch with 4 strands (5 or 6 if canvas shows).

Make it a stand-up: backing fabric, stuffing, an oval of board for the base, pellets to weight it, and cord. How to finish a stand-up.

Thread list, DMC

			stitches	skeins
●	**666**	Bright Red	2,795	3
■	**814**	Dark Garnet	2,747	4
▲	**907**	Light Parrot Green	2,011	2
◆	**BLANC**	White	1,584	2
▼	**726**	Light Topaz	812	1
★	**891**	Dark Carnation	686	1
❖	**782**	Dark Topaz	670	1
X	**817**	Very Dark Coral Red	623	1
H	**906**	Medium Parrot Green	510	1
+	**3810**	Dark Turquoise	506	1
=	**3819**	Light Moss Green	468	1
Z	**895**	Very Dark Hunter Green	413	1
A	**905**	Dark Parrot Green	391	1
V	**745**	Light Pale Yellow	373	1
T	**600**	Very Dark Cranberry	349	1
N	**3847**	Dark Teal Green	329	1
S	**603**	Cranberry	269	1
K	**598**	Light Turquoise	230	1
E	**3706**	Medium Melon	216	1

Skeins are estimates, with the two extra rows: the thread a stitch takes on the front and back of 18 mesh canvas, plus 30 percent, rounded up for each color.

Thread colors are approximate screen matches to DMC numbers. Check against real thread before you buy.

For your own stitching, gifts and handmade pieces you sell. Do not resell or share this PDF or copies of it.

Whimsical candy apple stand-up Needlepoint pattern

Columns 43 to 146, rows 5 to 30

This page is the dark part of the chart

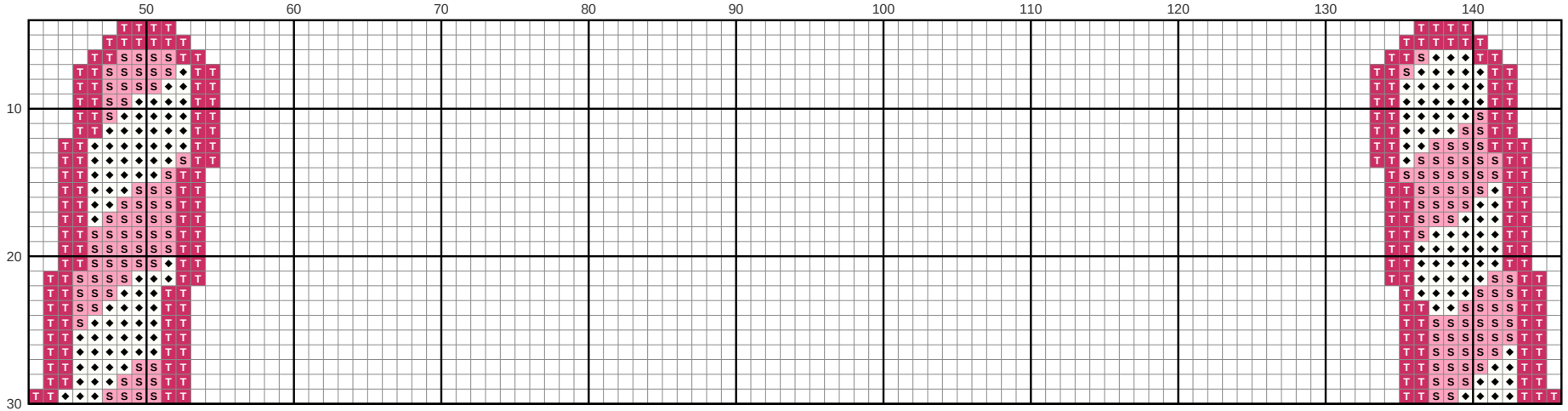

Key

◆ **DMC BLANC** White

T **DMC 600** Very Dark Cranberry

S **DMC 603** Cranberry

Whimsical candy apple stand-up Needlepoint pattern

Columns 3 to 64, rows 31 to 124. Start at the red outline. Gray squares: charted already, do not stitch again

This page is the dark part of the chart



Key

- DMC 666 Bright Red
- DMC 814 Dark Garnet
- DMC 907 Light Parrot Green
- DMC BLANC White
- DMC 726 Light Topaz
- DMC 891 Dark Carnation
- DMC 782 Dark Topaz
- DMC 817 Very Dark Coral Red
- DMC 906 Medium Parrot Green
- DMC 3810 Dark Turquoise
- DMC 3819 Light Moss Green
- DMC 895 Very Dark Hunter Green
- DMC 905 Dark Parrot Green
- DMC 745 Light Pale Yellow
- DMC 600 Very Dark Cranberry
- DMC 3847 Dark Teal Green
- DMC 603 Cranberry
- DMC 598 Light Turquoise
- DMC 3706 Medium Melon

Whimsical candy apple stand-up Needlepoint pattern

Columns 65 to 125, rows 31 to 124. Gray squares: charted already, do not stitch again

This page is the dark part of the chart



Key

- **DMC 666** Bright Red
- **DMC 814** Dark Garnet
- **DMC 907** Light Parrot Green
- **DMC BLANC** White
- **DMC 726** Light Topaz
- **DMC 891** Dark Carnation
- **DMC 782** Dark Topaz
- **DMC 817** Very Dark Coral Red
- **DMC 906** Medium Parrot Green
- **DMC 3810** Dark Turquoise
- **DMC 3819** Light Moss Green
- **DMC 895** Very Dark Hunter Green
- **DMC 905** Dark Parrot Green
- **DMC 745** Light Pale Yellow
- **DMC 3847** Dark Teal Green
- **DMC 603** Cranberry
- **DMC 598** Light Turquoise
- **DMC 3706** Medium Melon

Whimsical candy apple stand-up

Needlepoint pattern

Columns 126 to 186, rows 31 to 124. Start at the red outline. Gray squares: charted already, do not stitch again

This page is the dark part of the chart



Key

- **DMC 666** Bright Red
- **DMC 814** Dark Garnet
- **DMC 907** Light Parrot Green
- **DMC BLANC** White
- **DMC 726** Light Topaz
- **DMC 891** Dark Carnation
- **DMC 782** Dark Topaz
- **DMC 817** Very Dark Coral Red
- **DMC 906** Medium Parrot Green
- **DMC 3810** Dark Turquoise
- **DMC 3819** Light Moss Green
- **DMC 895** Very Dark Hunter Green
- **DMC 905** Dark Parrot Green
- **DMC 745** Light Pale Yellow
- **DMC 600** Very Dark Cranberry
- **DMC 3847** Dark Teal Green
- **DMC 603** Cranberry
- **DMC 598** Light Turquoise
- **DMC 3706** Medium Melon

Whimsical candy apple stand-up Needlepoint pattern

This page is the dark part of the chart

Columns 60 to 129, rows 125 to 172. Start at the red outline. Gray squares: charted already, do not stitch again

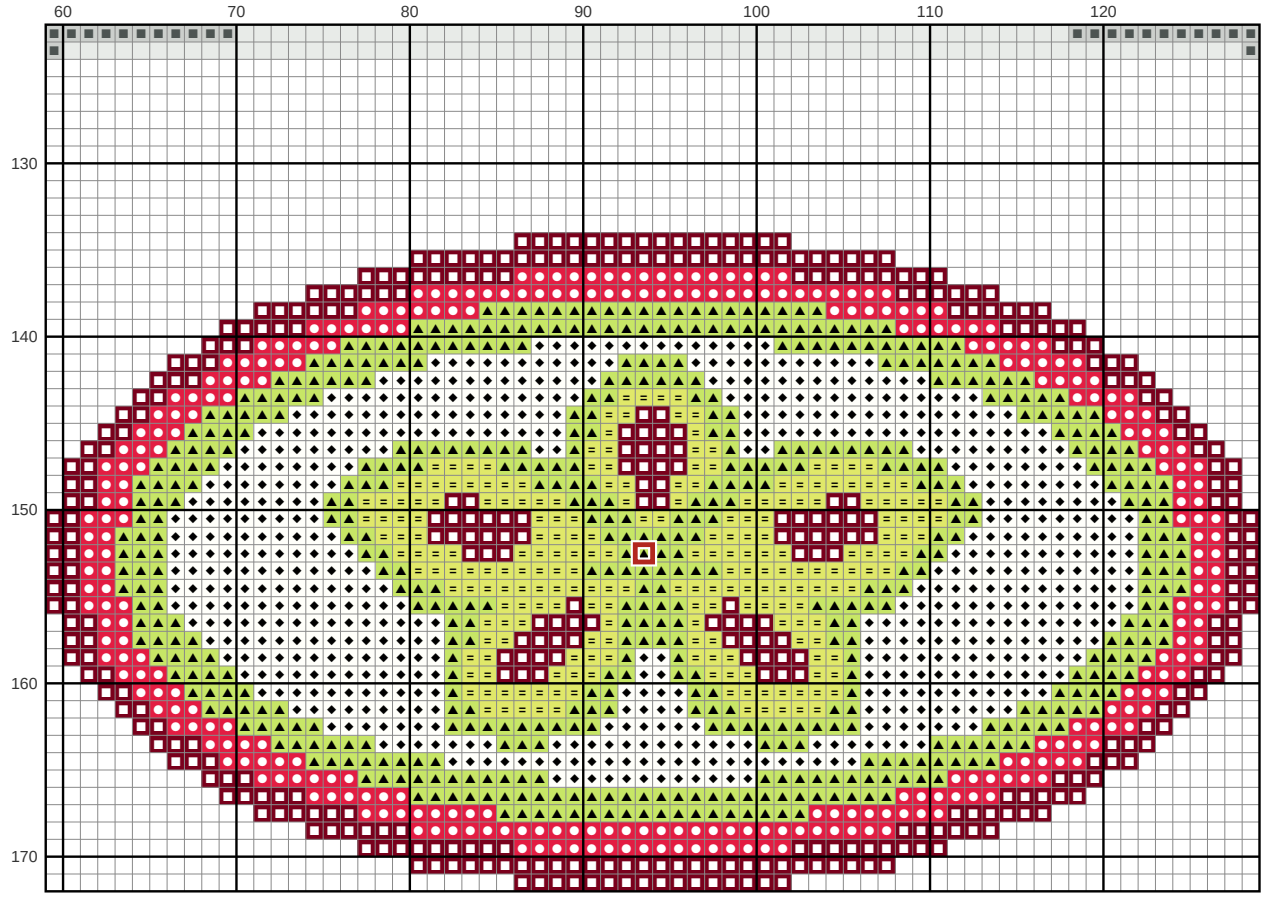

Key

- **DMC 666** Bright Red
- **DMC 814** Dark Garnet
- **DMC 907** Light Parrot Green
- **DMC BLANC** White
- **DMC 3819** Light Moss Green