Whimsical Capricorn the sea-goat

Needlepoint pattern | 90 x 90 stitches | 5 x 5 in (12.7 x 12.7 cm) on 18 mesh | 18 colors



How to stitch it



1. Each square is one tent stitch, up at 1, down at 2. Lines in continental, right to left, the canvas upside down for the next row; wide areas in basketweave.
2. Cut 18 in of thread. Start and end it without a knot left behind.
3. Mark the middle of the canvas. It is the outlined square on page 2, column 45, row 45 (DMC 433): start there. Count threads, not holes.
4. Go on from it: picture first, background last. Gray squares are on two pages: stitch them once.
5. Last, two more rows all round, each stitch in the color it lies beside: the opening's edge hides them.

First time? How to needlepoint: flossfield.com/needlepoint/guides/how-to-start/
How to read a chart: flossfield.com/needlepoint/guides/how-to-read-a-chart/

What you need

Canvas: blank mono canvas, 18 mesh (18 threads to the inch), cut 9.5 in square (24.1 cm).

Needle: blunt tapestry, size 22. Also masking tape for the cut edges, and small scissors.

Thread: six-strand floss, 18 colors, about 20 skeins in all (an estimate). Stitch with 4 strands (5 or 6 if canvas shows).

Fit it into a lid: the box or tray, acid-free board and backing. Measure the opening first.
How to fit it into a lid.

Thread list, DMC

			stitches	skeins
●	967	Very Light Apricot	1,811	2
■	745	Light Pale Yellow	1,341	2
▲	3865	Winter White	1,016	1
◆	322	Dark Baby Blue	609	1
▼	437	Light Tan	520	1
★	435	Very Light Brown	426	1
❖	3847	Dark Teal Green	404	1
X	312	Very Dark Baby Blue	397	1
H	3755	Baby Blue	288	1
+	351	Coral	271	1
=	840	Medium Beige Brown	186	1
Z	3849	Light Teal Green	169	1
A	433	Medium Brown	147	1
V	842	Very Light Beige Brown	133	1
T	353	Peach	126	1
N	739	Ultra Very Light Tan	114	1
S	3371	Black Brown	96	1
K	964	Light Seagreen	46	1

Skeins are estimates, with the two extra rows: the thread a stitch takes on the front and back of 18 mesh canvas, plus 30 percent, rounded up for each color.

Thread colors are approximate screen matches to DMC numbers. Check against real thread before you buy.

For your own stitching, gifts and handmade pieces you sell. Do not resell or share this PDF or copies of it.

Whimsical Capricorn the sea-goat Needlepoint pattern

Columns 1 to 49, rows 1 to 90. Start at the red outline

This page is the dark part of the chart





Key

- ● **DMC 967** Very Light Apricot
- ■ **DMC 745** Light Pale Yellow
- ▲ **DMC 3865** Winter White
- ◆ **DMC 322** Dark Baby Blue
- ▼ **DMC 437** Light Tan
- ★ **DMC 435** Very Light Brown
- X **DMC 312** Very Dark Baby Blue
- H **DMC 3755** Baby Blue
- \+ **DMC 351** Coral
- = **DMC 840** Medium Beige Brown
- A **DMC 433** Medium Brown
- V **DMC 842** Very Light Beige Brown
- T **DMC 353** Peach
- N **DMC 739** Ultra Very Light Tan
- S **DMC 3371** Black Brown

Whimsical Capricorn the sea-goat Needlepoint pattern

Columns 50 to 90, rows 1 to 90. Gray squares: charted already, do not stitch again

This page is the dark part of the chart



Key

- ● **DMC 967** Very Light Apricot
- ■ **DMC 745** Light Pale Yellow
- ▲ **DMC 3865** Winter White
- ◆ **DMC 322** Dark Baby Blue
- ▼ **DMC 437** Light Tan
- ★ **DMC 435** Very Light Brown
- ❖ **DMC 3847** Dark Teal Green
- X **DMC 312** Very Dark Baby Blue
- H **DMC 3755** Baby Blue
- \+ **DMC 351** Coral
- = **DMC 840** Medium Beige Brown
- Z **DMC 3849** Light Teal Green
- A **DMC 433** Medium Brown
- V **DMC 842** Very Light Beige Brown
- T **DMC 353** Peach
- K **DMC 964** Light Seagreen