Whimsical cargo ship full of flowers

Needlepoint pattern | 90 x 90 stitches | 5 x 5 in (12.7 x 12.7 cm) on 18 mesh | 18 colors



How to stitch it



1. Each square is one tent stitch, up at 1, down at 2. Lines in continental, right to left, the canvas upside down for the next row; wide areas in basketweave.
2. Cut 18 in of thread. Start and end it without a knot left behind.
3. Mark the middle of the canvas. It is the outlined square on page 2, column 45, row 45 (DMC 783): start there. Count threads, not holes.
4. Go on from it: picture first, background last. Gray squares are on two pages: stitch them once.
5. Last, two more rows all round, each stitch in the color it lies beside: the opening's edge hides them.

First time? How to needlepoint: flossfield.com/needlepoint/guides/how-to-start/
How to read a chart: flossfield.com/needlepoint/guides/how-to-read-a-chart/

What you need

Canvas: blank mono canvas, 18 mesh (18 threads to the inch), cut 9.5 in square (24.1 cm).

Needle: blunt tapestry, size 22. Also masking tape for the cut edges, and small scissors.

Thread: six-strand floss, 18 colors, about 19 skeins in all (an estimate). Stitch with 4 strands (5 or 6 if canvas shows).

Fit it into a lid: the box or tray, acid-free board and backing. Measure the opening first.
How to fit it into a lid.

Thread list, DMC

			stitches	skeins
●	745	Light Pale Yellow	2,085	2
■	BLANC	White	829	1
▲	3824	Light Apricot	705	1
◆	3808	Ultra Very Dark Turquoise	657	1
▼	3831	Dark Raspberry	504	1
★	598	Light Turquoise	477	1
❖	3810	Dark Turquoise	472	1
X	3811	Very Light Turquoise	382	1
H	3833	Light Raspberry	334	1
+	815	Medium Garnet	284	1
=	783	Medium Topaz	211	1
Z	210	Medium Lavender	208	1
A	3345	Dark Hunter Green	201	1
V	3821	Straw	190	1
T	3347	Medium Yellow Green	167	1
N	351	Coral	164	1
S	208	Very Dark Lavender	124	1
K	3348	Light Yellow Green	106	1

Skeins are estimates, with the two extra rows: the thread a stitch takes on the front and back of 18 mesh canvas, plus 30 percent, rounded up for each color.

Thread colors are approximate screen matches to DMC numbers. Check against real thread before you buy.

For your own stitching, gifts and handmade pieces you sell. Do not resell or share this PDF or copies of it.

Whimsical cargo ship full of flowers

Needlepoint pattern

Columns 1 to 49, rows 1 to 90. Start at the red outline

This page is the dark part of the chart



Key

- ● **DMC 745** Light Pale Yellow
- ■ **DMC BLANC** White
- ▲ **DMC 3824** Light Apricot
- ◆ **DMC 3808** Ultra Very Dark Turquoise
- ▼ **DMC 3831** Dark Raspberry
- ★ **DMC 598** Light Turquoise
- ❖ **DMC 3810** Dark Turquoise
- X **DMC 3811** Very Light Turquoise
- H **DMC 3833** Light Raspberry
- \+ **DMC 815** Medium Garnet
- = **DMC 783** Medium Topaz
- Z **DMC 210** Medium Lavender
- A **DMC 3345** Dark Hunter Green
- V **DMC 3821** Straw
- T **DMC 3347** Medium Yellow Green
- N **DMC 351** Coral
- S **DMC 208** Very Dark Lavender
- K **DMC 3348** Light Yellow Green

Whimsical cargo ship full of flowers Needlepoint pattern

Columns 50 to 90, rows 1 to 90. Gray squares: charted already, do not stitch again

This page is the dark part of the chart



Key

- ● **DMC 745** Light Pale Yellow
- ■ **DMC BLANC** White
- ▲ **DMC 3824** Light Apricot
- ◆ **DMC 3808** Ultra Very Dark Turquoise
- ▼ **DMC 3831** Dark Raspberry
- ★ **DMC 598** Light Turquoise
- ❖ **DMC 3810** Dark Turquoise
- X **DMC 3811** Very Light Turquoise
- H **DMC 3833** Light Raspberry
- \+ **DMC 815** Medium Garnet
- = **DMC 783** Medium Topaz
- Z **DMC 210** Medium Lavender
- A **DMC 3345** Dark Hunter Green
- V **DMC 3821** Straw
- T **DMC 3347** Medium Yellow Green
- N **DMC 351** Coral
- S **DMC 208** Very Dark Lavender
- K **DMC 3348** Light Yellow Green