Whimsical cat and fishbowl

Needlepoint pattern | 90 x 90 stitches | 5 x 5 in (12.7 x 12.7 cm) on 18 mesh | 17 colors



How to stitch it



1. Each square is one tent stitch, up at 1, down at 2. Lines in continental, right to left, the canvas upside down for the next row; wide areas in basketweave.
2. Cut 18 in of thread. Start and end it without a knot left behind.
3. Mark the middle of the canvas. It is the outlined square on page 2, column 45, row 45 (DMC 597): start there. Count threads, not holes.
4. Go on from it: picture first, background last. Gray squares are on two pages: stitch them once.
5. Last, two more rows all round, each stitch in the color it lies beside: the opening's edge hides them.

First time? How to needlepoint: flossfield.com/needlepoint/guides/how-to-start/
How to read a chart: flossfield.com/needlepoint/guides/how-to-read-a-chart/

What you need

Canvas: blank mono canvas, 18 mesh (18 threads to the inch), cut 9.5 in square (24.1 cm).

Needle: blunt tapestry, size 22. Also masking tape for the cut edges, and small scissors.

Thread: six-strand floss, 17 colors, about 19 skeins in all (an estimate). Stitch with 4 strands (5 or 6 if canvas shows).

Fit it into a lid: the box or tray, acid-free board and backing. Measure the opening first.
How to fit it into a lid.

Thread list, DMC

			stitches	skeins
●	**3328**	Dark Salmon	1,773	2
■	**3712**	Medium Salmon	1,701	2
▲	**310**	Black	1,212	1
◆	**3865**	Winter White	941	1
▼	**3761**	Light Sky Blue	457	1
★	**597**	Turquoise	394	1
❖	**347**	Very Dark Salmon	367	1
X	**3799**	Very Dark Pewter Gray	285	1
H	**747**	Very Light Sky Blue	157	1
+	**970**	Light Pumpkin	140	1
=	**907**	Light Parrot Green	133	1
Z	**742**	Light Tangerine	132	1
A	**900**	Dark Burnt Orange	108	1
V	**905**	Dark Parrot Green	89	1
T	**3753**	Ultra Very Light Antique Blue	81	1
N	**744**	Pale Yellow	80	1
S	**761**	Light Salmon	50	1

Skeins are estimates, with the two extra rows: the thread a stitch takes on the front and back of 18 mesh canvas, plus 30 percent, rounded up for each color.

Thread colors are approximate screen matches to DMC numbers. Check against real thread before you buy.

For your own stitching, gifts and handmade pieces you sell. Do not resell or share this PDF or copies of it.

Whimsical cat and fishbowl

Needlepattern pattern

Columns 1 to 49, rows 1 to 90. Start at the red outline

This page is the dark part of the chart

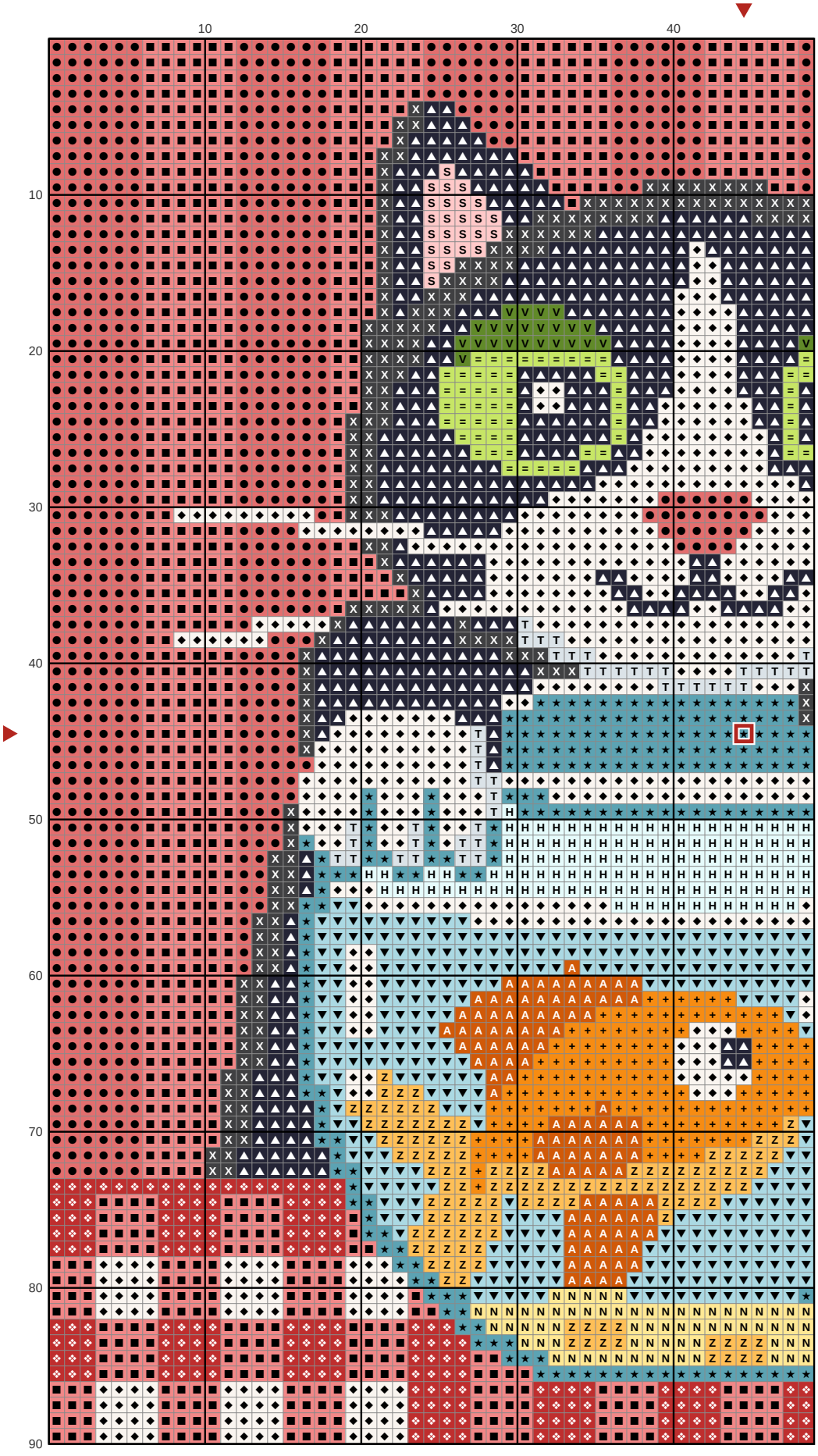

Key

- **DMC 3328** Dark Salmon
- **DMC 3712** Medium Salmon
- **DMC 310** Black
- **DMC 3865** Winter White
- **DMC 3761** Light Sky Blue
- **DMC 597** Turquoise
- **DMC 347** Very Dark Salmon
- **DMC 3799** Very Dark Pewter Gray
- **DMC 747** Very Light Sky Blue
- **DMC 970** Light Pumpkin
- **DMC 907** Light Parrot Green
- **DMC 742** Light Tangerine
- **DMC 900** Dark Burnt Orange
- **DMC 905** Dark Parrot Green
- **DMC 3753** Ultra Very Light Antique Blue
- **DMC 744** Pale Yellow
- **DMC 761** Light Salmon

Whimsical cat and fishbowl

Needlepoint pattern

Columns 50 to 90, rows 1 to 90. Gray squares: charted already, do not stitch again

This page is the dark part of the chart



Key

- ● **DMC 3328** Dark Salmon
- ■ **DMC 3712** Medium Salmon
- ▲ **DMC 310** Black
- ◆ **DMC 3865** Winter White
- ▼ **DMC 3761** Light Sky Blue
- ★ **DMC 597** Turquoise
- ❖ **DMC 347** Very Dark Salmon
- X **DMC 3799** Very Dark Pewter Gray
- H **DMC 747** Very Light Sky Blue
- = **DMC 907** Light Parrot Green
- Z **DMC 742** Light Tangerine
- V **DMC 905** Dark Parrot Green
- T **DMC 3753** Ultra Very Light Antique Blue
- N **DMC 744** Pale Yellow
- S **DMC 761** Light Salmon