Whimsical cat in the window

Needlepoint pattern | 90 x 126 stitches | 5 x 7 in (12.7 x 17.8 cm) on 18 mesh | 19 colors



How to stitch it



1. Each square is one tent stitch, up at 1, down at 2. Lines in continental, right to left, the canvas upside down for the next row; wide areas in basketweave.
2. Cut 18 in of thread. Start and end it without a knot left behind.
3. Mark the middle of the canvas. It is the outlined square on page 2, column 45, row 63 (DMC 415): start there. Count threads, not holes.
4. Go on from it: picture first, background last. Gray squares are on two pages: stitch them once.
5. When it is done, block it square.

First time? How to needlepoint: flossfield.com/needlepoint/guides/how-to-start/
How to read a chart: flossfield.com/needlepoint/guides/how-to-read-a-chart/

What you need

Canvas: blank mono canvas, 18 mesh (18 threads to the inch), cut 9 in wide x 11 in high (22.9 x 27.9 cm).

Needle: blunt tapestry, size 22. Also masking tape for the cut edges, and small scissors.

Thread: six-strand floss, 19 colors, about 22 skeins in all (an estimate). Stitch with 4 strands (5 or 6 if canvas shows).

Frame it: acid-free board and a frame.
How to frame needlepoint.

Thread list, DMC

			stitches	skeins
●	334	Medium Baby Blue	2,066	2
■	415	Pearl Gray	1,738	2
▲	BLANC	White	1,617	2
◆	318	Light Steel Gray	985	1
▼	321	Red	912	1
★	312	Very Dark Baby Blue	772	1
❖	413	Dark Pewter Gray	459	1
X	414	Dark Steel Gray	453	1
H	744	Pale Yellow	429	1
+	3705	Dark Melon	377	1
=	921	Copper	257	1
Z	761	Light Salmon	245	1
A	745	Light Pale Yellow	232	1
V	3346	Hunter Green	205	1
T	816	Garnet	160	1
N	919	Red Copper	129	1
S	310	Black	120	1
K	3347	Medium Yellow Green	97	1
E	741	Medium Tangerine	87	1

Skeins are estimates: the thread a stitch takes on the front and back of 18 mesh canvas, plus 30 percent, rounded up for each color.
Thread colors are approximate screen matches to DMC numbers. Check against real thread before you buy.
For your own stitching, gifts and handmade pieces you sell. Do not resell or share this PDF or copies of it.

Whimsical cat in the window

Needlepoint pattern

Columns 1 to 90, rows 1 to 67. Start at the red outline

This page is the dark part of the chart



Key

- DMC 334 Medium Baby Blue
- DMC 415 Pearl Gray
- DMC BLANC White
- DMC 318 Light Steel Gray
- DMC 321 Red
- DMC 312 Very Dark Baby Blue
- DMC 413 Dark Pewter Gray
- DMC 414 Dark Steel Gray
- DMC 744 Pale Yellow
- DMC 3705 Dark Melon
- DMC 921 Copper
- DMC 761 Light Salmon
- DMC 745 Light Pale Yellow
- DMC 3346 Hunter Green
- DMC 816 Garnet
- DMC 919 Red Copper
- DMC 310 Black
- DMC 3347 Medium Yellow Green
- DMC 741 Medium Tangerine

Whimsical cat in the window

Needlepoint pattern

Columns 1 to 90, rows 68 to 126. Gray squares: charted already, do not stitch again

This page is the dark part of the chart



Key

- ● **DMC 334** Medium Baby Blue
- ■ **DMC 415** Pearl Gray
- ▲ **DMC BLANC** White
- ◆ **DMC 318** Light Steel Gray
- ▼ **DMC 321** Red
- ★ **DMC 312** Very Dark Baby Blue
- ❖ **DMC 413** Dark Pewter Gray
- X **DMC 414** Dark Steel Gray
- H **DMC 744** Pale Yellow
- \+ **DMC 3705** Dark Melon
- = **DMC 921** Copper
- Z **DMC 761** Light Salmon
- A **DMC 745** Light Pale Yellow
- V **DMC 3346** Hunter Green
- T **DMC 816** Garnet
- N **DMC 919** Red Copper
- S **DMC 310** Black
- K **DMC 3347** Medium Yellow Green
- E **DMC 741** Medium Tangerine