Whimsical cat with butterflies

Needlepoint pattern | 90 x 126 stitches | 5 x 7 in (12.7 x 17.8 cm) on 18 mesh | 19 colors



How to stitch it



1. Each square is one tent stitch, up at 1, down at 2. Lines in continental, right to left, the canvas upside down for the next row; wide areas in basketweave.
2. Cut 18 in of thread. Start and end it without a knot left behind.
3. Mark the middle of the canvas. It is the outlined square on page 2, column 45, row 63 (DMC 3371): start there. Count threads, not holes.
4. Go on from it: picture first, background last. Gray squares are on two pages: stitch them once.
5. When it is done, block it square.

First time? How to needlepoint: flossfield.com/needlepoint/guides/how-to-start/
How to read a chart: flossfield.com/needlepoint/guides/how-to-read-a-chart/

What you need

Canvas: blank mono canvas, 18 mesh (18 threads to the inch), cut 9 in wide x 11 in high (22.9 x 27.9 cm).

Needle: blunt tapestry, size 22. Also masking tape for the cut edges, and small scissors.

Thread: six-strand floss, 19 colors, about 22 skeins in all (an estimate). Stitch with 4 strands (5 or 6 if canvas shows).

Frame it: acid-free board and a frame.
How to frame needlepoint.

Thread list, DMC

			stitches	skeins
●	712	Cream	1,978	2
□	3834	Dark Grape	1,621	2
▲	739	Ultra Very Light Tan	1,339	2
◆	3856	Ultra Very Light Mahogany	1,007	1
▼	758	Very Light Terra Cotta	927	1
★	3830	Terra Cotta	830	1
❖	3051	Dark Green Gray	800	1
X	437	Light Tan	635	1
H	407	Dark Desert Sand	500	1
+	402	Very Light Mahogany	462	1
=	523	Light Fern Green	293	1
Z	351	Coral	223	1
A	349	Dark Coral	200	1
V	922	Light Copper	196	1
T	3371	Black Brown	145	1
N	3052	Medium Green Gray	70	1
S	783	Medium Topaz	62	1
K	352	Light Coral	40	1
E	3726	Dark Antique Mauve	12	1

Skeins are estimates: the thread a stitch takes on the front and back of 18 mesh canvas, plus 30 percent, rounded up for each color.
Thread colors are approximate screen matches to DMC numbers. Check against real thread before you buy.
For your own stitching, gifts and handmade pieces you sell. Do not resell or share this PDF or copies of it.

Whimsical cat with butterflies

Needlepoint pattern

Columns 1 to 90, rows 1 to 67. Start at the red outline

This page is the dark part of the chart



Key

- DMC 712 Cream
- DMC 3834 Dark Grape
- DMC 739 Ultra Very Light Tan
- DMC 3856 Ultra Very Light Mahogany
- DMC 758 Very Light Terra Cotta
- DMC 3830 Terra Cotta
- DMC 3051 Dark Green Gray
- DMC 437 Light Tan
- DMC 407 Dark Desert Sand
- DMC 402 Very Light Mahogany
- DMC 523 Light Fern Green
- DMC 351 Coral
- DMC 349 Dark Coral
- DMC 922 Light Copper
- DMC 3371 Black Brown
- DMC 3052 Medium Green Gray
- DMC 783 Medium Topaz
- DMC 3726 Dark Antique Mauve

Whimsical cat with butterflies

Needlepoint pattern

Columns 1 to 90, rows 68 to 126. Gray squares: charted already, do not stitch again

This page is the dark part of the chart



Key

- DMC 712 — Cream
- DMC 3834 — Dark Grape
- DMC 739 — Ultra Very Light Tan
- DMC 3856 — Ultra Very Light Mahogany
- DMC 758 — Very Light Terra Cotta
- DMC 3830 — Terra Cotta
- DMC 3051 — Dark Green Gray
- DMC 437 — Light Tan
- DMC 407 — Dark Desert Sand
- DMC 402 — Very Light Mahogany
- DMC 523 — Light Fern Green
- DMC 351 — Coral
- DMC 349 — Dark Coral
- DMC 3371 — Black Brown
- DMC 3052 — Medium Green Gray
- DMC 783 — Medium Topaz
- DMC 352 — Light Coral