Whimsical cheese with mice at home

Needlepoint pattern | 90 x 90 stitches | 5 x 5 in (12.7 x 12.7 cm) on 18 mesh | 18 colors



How to stitch it



1. Each square is one tent stitch, up at 1, down at 2. Lines in continental, right to left, the canvas upside down for the next row; wide areas in basketweave.
2. Cut 18 in of thread. Start and end it without a knot left behind.
3. Mark the middle of the canvas. It is the outlined square on page 2, column 45, row 45 (DMC 3822): start there. Count threads, not holes.
4. Go on from it: picture first, background last. Gray squares are on two pages: stitch them once.
5. Last, two more rows all round, each stitch in the color it lies beside: the opening's edge hides them.

First time? How to needlepoint: flossfield.com/needlepoint/guides/how-to-start/
How to read a chart: flossfield.com/needlepoint/guides/how-to-read-a-chart/

What you need

Canvas: blank mono canvas, 18 mesh (18 threads to the inch), cut 9.5 in square (24.1 cm).

Needle: blunt tapestry, size 22. Also masking tape for the cut edges, and small scissors.

Thread: six-strand floss, 18 colors, about 19 skeins in all (an estimate). Stitch with 4 strands (5 or 6 if canvas shows).

Fit it into a lid: the box or tray, acid-free board and backing. Measure the opening first.
How to fit it into a lid.

Thread list, DMC

			stitches	skeins
●	**930**	Dark Antique Blue	1,845	2
■	**3822**	Light Straw	1,271	1
▲	**780**	Ultra Very Dark Topaz	989	1
◆	**931**	Medium Antique Blue	739	1
▼	**3363**	Medium Pine Green	607	1
★	**745**	Light Pale Yellow	403	1
❖	**801**	Dark Coffee Brown	341	1
X	**932**	Light Antique Blue	281	1
H	**729**	Medium Old Gold	267	1
+	**3854**	Medium Autumn Gold	250	1
=	**3856**	Ultra Very Light Mahogany	188	1
Z	**317**	Pewter Gray	183	1
A	**318**	Light Steel Gray	181	1
V	**3722**	Medium Shell Pink	176	1
T	**761**	Light Salmon	171	1
N	**3721**	Dark Shell Pink	88	1
S	**415**	Pearl Gray	78	1
K	**712**	Cream	42	1

Skeins are estimates, with the two extra rows: the thread a stitch takes on the front and back of 18 mesh canvas, plus 30 percent, rounded up for each color.

Thread colors are approximate screen matches to DMC numbers. Check against real thread before you buy.

For your own stitching, gifts and handmade pieces you sell. Do not resell or share this PDF or copies of it.

Whimsical cheese with mice at home

Needlepoint pattern

Columns 1 to 49, rows 1 to 90. Start at the red outline

This page is the dark part of the chart



Key

- DMC 930 — Dark Antique Blue
- DMC 3822 — Light Straw
- DMC 780 — Ultra Very Dark Topaz
- DMC 931 — Medium Antique Blue
- DMC 3363 — Medium Pine Green
- DMC 745 — Light Pale Yellow
- DMC 801 — Dark Coffee Brown
- DMC 932 — Light Antique Blue
- DMC 729 — Medium Old Gold
- DMC 3854 — Medium Autumn Gold
- DMC 3856 — Ultra Very Light Mahogany
- DMC 317 — Pewter Gray
- DMC 318 — Light Steel Gray
- DMC 3722 — Medium Shell Pink
- DMC 761 — Light Salmon
- DMC 3721 — Dark Shell Pink
- DMC 415 — Pearl Gray
- DMC 712 — Cream

Whimsical cheese with mice at home Needlepoint pattern

Columns 50 to 90, rows 1 to 90. Gray squares: charted already, do not stitch again

This page is the dark part of the chart



Key

- DMC 930 Dark Antique Blue
- DMC 3822 Light Straw
- DMC 780 Ultra Very Dark Topaz
- DMC 931 Medium Antique Blue
- DMC 3363 Medium Pine Green
- DMC 745 Light Pale Yellow
- DMC 801 Dark Coffee Brown
- DMC 932 Light Antique Blue
- DMC 729 Medium Old Gold
- DMC 3854 Medium Autumn Gold
- DMC 3856 Ultra Very Light Mahogany
- DMC 317 Pewter Gray
- DMC 318 Light Steel Gray
- DMC 3722 Medium Shell Pink
- DMC 761 Light Salmon
- DMC 3721 Dark Shell Pink
- DMC 415 Pearl Gray
- DMC 712 Cream