Whimsical chocolate chip cookie

Needlepoint pattern | 72 x 72 stitches | 4 x 4 in (10.2 x 10.2 cm) on 18 mesh | 16 colors



How to stitch it



1. Each square is one tent stitch, up at 1, down at 2. Lines in continental, right to left, the canvas upside down for the next row; wide areas in basketweave.
2. Cut 18 in of thread. Start and end it without a knot left behind.
3. Mark the middle of the canvas. It is the outlined square, column 36, row 36 (DMC 938): start there. Count threads, not holes.
4. Go on from it: picture first, background last. End the thread before crossing another color.
5. Last, two more rows all round, each stitch in the color it lies beside: the board's edge hides them.

First time? How to needlepoint: flossfield.com/needlepoint/guides/how-to-start/
How to read a chart: flossfield.com/needlepoint/guides/how-to-read-a-chart/

What you need

Canvas: blank mono canvas, 18 mesh (18 threads to the inch), cut 8.5 in square (21.6 cm).

Needle: blunt tapestry, size 22. Also masking tape for the cut edges, and small scissors.

Thread: six-strand floss, 16 colors, about 16 skeins in all (an estimate). Stitch with 4 strands (5 or 6 if canvas shows).

Make it an ornament: board, thin batting, backing fabric and twisted cord.
How to finish an ornament.

Thread list, DMC

			stitches	skeins
●	**938**	Ultra Dark Coffee Brown	911	1
■	**3865**	Winter White	770	1
▲	**436**	Tan	679	1
◆	**3042**	Light Antique Violet	458	1
▼	**433**	Medium Brown	407	1
★	**745**	Light Pale Yellow	300	1
❖	**801**	Dark Coffee Brown	258	1
X	**3747**	Very Light Blue Violet	257	1
H	**3832**	Medium Raspberry	234	1
+	**435**	Very Light Brown	224	1
=	**564**	Very Light Jade	224	1
Z	**738**	Very Light Tan	107	1
A	**3755**	Baby Blue	106	1
V	**3325**	Light Baby Blue	104	1
T	**3733**	Dusty Rose	98	1
N	**434**	Light Brown	47	1

Skeins are estimates, with the two extra rows: the thread a stitch takes on the front and back of 18 mesh canvas, plus 30 percent, rounded up for each color.

Thread colors are approximate screen matches to DMC numbers. Check against real thread before you buy.

For your own stitching, gifts and handmade pieces you sell. Do not resell or share this PDF or copies of it.

Whimsical chocolate chip cookie

Needlepoint pattern

Chart: 72 x 72 stitches. Start at the red outline



Key

- ● **DMC 938** Ultra Dark Coffee Brown
- ■ **DMC 3865** Winter White
- ▲ **DMC 436** Tan
- ◆ **DMC 3042** Light Antique Violet
- ▼ **DMC 433** Medium Brown
- ★ **DMC 745** Light Pale Yellow
- ❖ **DMC 801** Dark Coffee Brown
- X **DMC 3747** Very Light Blue Violet
- H **DMC 3832** Medium Raspberry
- \+ **DMC 435** Very Light Brown
- = **DMC 564** Very Light Jade
- Z **DMC 738** Very Light Tan
- A **DMC 3755** Baby Blue
- V **DMC 3325** Light Baby Blue
- T **DMC 3733** Dusty Rose
- N **DMC 434** Light Brown