Whimsical coqui frog on a hibiscus

Needlepoint pattern | 90 x 126 stitches | 5 x 7 in (12.7 x 17.8 cm) on 18 mesh | 18 colors



How to stitch it



1. Each square is one tent stitch, up at 1, down at 2. Lines in continental, right to left, the canvas upside down for the next row; wide areas in basketweave.
2. Cut 18 in of thread. Start and end it without a knot left behind.
3. Mark the middle of the canvas. It is the outlined square on page 2, column 45, row 63 (DMC 300): start there. Count threads, not holes.
4. Go on from it: picture first, background last. Gray squares are on two pages: stitch them once.
5. When it is done, block it square.

First time? How to needlepoint: flossfield.com/needlepoint/guides/how-to-start/
How to read a chart: flossfield.com/needlepoint/guides/how-to-read-a-chart/

What you need

Canvas: blank mono canvas, 18 mesh (18 threads to the inch), cut 9 in wide x 11 in high (22.9 x 27.9 cm).

Needle: blunt tapestry, size 22. Also masking tape for the cut edges, and small scissors.

Thread: six-strand floss, 18 colors, about 20 skeins in all (an estimate). Stitch with 4 strands (5 or 6 if canvas shows).

Frame it: acid-free board and a frame.
How to frame needlepoint.

Thread list, DMC

			stitches	skeins
●	500	Very Dark Blue Green	2,736	3
■	352	Light Coral	1,189	1
▲	3847	Dark Teal Green	1,113	1
◆	437	Light Tan	930	1
▼	351	Coral	800	1
★	300	Very Dark Mahogany	585	1
❖	3848	Medium Teal Green	576	1
X	436	Tan	513	1
H	815	Medium Garnet	501	1
+	3713	Very Light Salmon	498	1
=	349	Dark Coral	487	1
Z	301	Medium Mahogany	380	1
A	353	Peach	343	1
V	739	Ultra Very Light Tan	337	1
T	725	Medium Light Topaz	127	1
N	712	Cream	115	1
S	783	Medium Topaz	66	1
K	3371	Black Brown	44	1

Skeins are estimates: the thread a stitch takes on the front and back of 18 mesh canvas, plus 30 percent, rounded up for each color.
Thread colors are approximate screen matches to DMC numbers. Check against real thread before you buy.
For your own stitching, gifts and handmade pieces you sell. Do not resell or share this PDF or copies of it.

Whimsical coqui frog on a hibiscus

Needlepoint pattern

Columns 1 to 90, rows 1 to 67. Start at the red outline

This page is the dark part of the chart



Key

- **DMC 500** Very Dark Blue Green
- **DMC 352** Light Coral
- **DMC 3847** Dark Teal Green
- **DMC 437** Light Tan
- **DMC 351** Coral
- **DMC 300** Very Dark Mahogany
- **DMC 3848** Medium Teal Green
- **DMC 436** Tan
- **DMC 815** Medium Garnet
- **DMC 3713** Very Light Salmon
- **DMC 349** Dark Coral
- **DMC 301** Medium Mahogany
- **DMC 353** Peach
- **DMC 739** Ultra Very Light Tan
- **DMC 725** Medium Light Topaz
- **DMC 712** Cream
- **DMC 783** Medium Topaz
- **DMC 3371** Black Brown

Whimsical coqui frog on a hibiscus

Needlepoint pattern

Columns 1 to 90, rows 68 to 126. Gray squares: charted already, do not stitch again

This page is the dark part of the chart



Key

- **DMC 500** Very Dark Blue Green
- **DMC 352** Light Coral
- **DMC 3847** Dark Teal Green
- **DMC 437** Light Tan
- **DMC 351** Coral
- **DMC 300** Very Dark Mahogany
- **DMC 3848** Medium Teal Green
- **DMC 436** Tan
- **DMC 815** Medium Garnet
- **DMC 3713** Very Light Salmon
- **DMC 349** Dark Coral
- **DMC 301** Medium Mahogany
- **DMC 353** Peach
- **DMC 739** Ultra Very Light Tan
- **DMC 725** Medium Light Topaz
- **DMC 783** Medium Topaz