Whimsical sleeping cow and bluebird

Needlepoint pattern | 90 x 90 stitches | 5 x 5 in (12.7 x 12.7 cm) on 18 mesh | 18 colors



How to stitch it



1. Each square is one tent stitch, up at 1, down at 2. Lines in continental, right to left, the canvas upside down for the next row; wide areas in basketweave.
2. Cut 18 in of thread. Start and end it without a knot left behind.
3. Mark the middle of the canvas. It is the outlined square on page 2, column 45, row 45 (DMC 3712): start there. Count threads, not holes.
4. Go on from it: picture first, background last. Gray squares are on two pages: stitch them once.
5. Last, two more rows all round, each stitch in the color it lies beside: the opening's edge hides them.

First time? How to needlepoint: flossfield.com/needlepoint/guides/how-to-start/
How to read a chart: flossfield.com/needlepoint/guides/how-to-read-a-chart/

What you need

Canvas: blank mono canvas, 18 mesh (18 threads to the inch), cut 9.5 in square (24.1 cm).

Needle: blunt tapestry, size 22. Also masking tape for the cut edges, and small scissors.

Thread: six-strand floss, 18 colors, about 20 skeins in all (an estimate). Stitch with 4 strands (5 or 6 if canvas shows).

Fit it into a lid: the box or tray, acid-free board and backing. Measure the opening first.
How to fit it into a lid.

Thread list, DMC

			stitches	skeins
●	**336**	Navy Blue	2,306	3
■	**3823**	Ultra Pale Yellow	1,104	1
▲	**3362**	Dark Pine Green	630	1
◆	**BLANC**	White	604	1
▼	**312**	Very Dark Baby Blue	578	1
★	**3712**	Medium Salmon	474	1
❖	**761**	Light Salmon	471	1
X	**3363**	Medium Pine Green	334	1
H	**3826**	Golden Brown	307	1
+	**503**	Medium Blue Green	288	1
=	**744**	Pale Yellow	264	1
Z	**3862**	Dark Mocha Beige	178	1
A	**334**	Medium Baby Blue	125	1
V	**975**	Dark Golden Brown	106	1
T	**3042**	Light Antique Violet	98	1
N	**3743**	Very Light Antique Violet	94	1
S	**938**	Ultra Dark Coffee Brown	92	1
K	**922**	Light Copper	47	1

Skeins are estimates, with the two extra rows: the thread a stitch takes on the front and back of 18 mesh canvas, plus 30 percent, rounded up for each color.

Thread colors are approximate screen matches to DMC numbers. Check against real thread before you buy.

For your own stitching, gifts and handmade pieces you sell. Do not resell or share this PDF or copies of it.

Whimsical sleeping cow and bluebird

Needlepoint pattern

Columns 1 to 49, rows 1 to 90. Start at the red outline

This page is the dark part of the chart



Key

- **DMC 336** Navy Blue
- **DMC 3823** Ultra Pale Yellow
- **DMC 3362** Dark Pine Green
- **DMC BLANC** White
- **DMC 312** Very Dark Baby Blue
- **DMC 3712** Medium Salmon
- **DMC 761** Light Salmon
- **DMC 3363** Medium Pine Green
- **DMC 3826** Golden Brown
- **DMC 503** Medium Blue Green
- **DMC 744** Pale Yellow
- **DMC 3862** Dark Mocha Beige
- **DMC 975** Dark Golden Brown
- **DMC 3042** Light Antique Violet
- **DMC 3743** Very Light Antique Violet
- **DMC 938** Ultra Dark Coffee Brown

Whimsical sleeping cow and bluebird

Needlepoint pattern

Columns 50 to 90, rows 1 to 90. Gray squares: charted already, do not stitch again

This page is the dark part of the chart



Key

- DMC 336 Navy Blue
- DMC 3823 Ultra Pale Yellow
- DMC 3362 Dark Pine Green
- DMC BLANC White
- DMC 312 Very Dark Baby Blue
- DMC 3712 Medium Salmon
- DMC 761 Light Salmon
- DMC 3363 Medium Pine Green
- DMC 3826 Golden Brown
- DMC 503 Medium Blue Green
- DMC 744 Pale Yellow
- DMC 3862 Dark Mocha Beige
- DMC 334 Medium Baby Blue
- DMC 975 Dark Golden Brown
- DMC 3743 Very Light Antique Violet
- DMC 938 Ultra Dark Coffee Brown
- DMC 922 Light Copper