Whimsical cowboy hat

Needlepoint pattern | 90 x 90 stitches | 5 x 5 in (12.7 x 12.7 cm) on 18 mesh | 18 colors



How to stitch it



1. Each square is one tent stitch, up at 1, down at 2. Lines in continental, right to left, the canvas upside down for the next row; wide areas in basketweave.
2. Cut 18 in of thread. Start and end it without a knot left behind.
3. Mark the middle of the canvas. It is the outlined square on page 2, column 45, row 45 (DMC 437): start there. Count threads, not holes.
4. Go on from it: picture first, background last. Gray squares are on two pages: stitch them once.
5. Last, two more rows all round, each stitch in the color it lies beside: the opening's edge hides them.

First time? How to needlepoint: flossfield.com/needlepoint/guides/how-to-start/
How to read a chart: flossfield.com/needlepoint/guides/how-to-read-a-chart/

What you need

Canvas: blank mono canvas, 18 mesh (18 threads to the inch), cut 9.5 in square (24.1 cm).

Needle: blunt tapestry, size 22. Also masking tape for the cut edges, and small scissors.

Thread: six-strand floss, 18 colors, about 19 skeins in all (an estimate). Stitch with 4 strands (5 or 6 if canvas shows).

Fit it into a lid: the box or tray, acid-free board and backing. Measure the opening first.
How to fit it into a lid.

Thread list, DMC

			stitches	skeins
●	**437**	Light Tan	1,259	1
■	**739**	Ultra Very Light Tan	1,183	1
▲	**930**	Dark Antique Blue	1,070	2
◆	**801**	Dark Coffee Brown	903	1
▼	**436**	Tan	598	1
★	**434**	Light Brown	563	1
❖	**3325**	Light Baby Blue	472	1
X	**3865**	Winter White	412	1
H	**3778**	Light Terra Cotta	272	1
+	**931**	Medium Antique Blue	257	1
=	**3844**	Dark Bright Turquoise	220	1
Z	**3830**	Terra Cotta	205	1
A	**3856**	Ultra Very Light Mahogany	162	1
V	**3371**	Black Brown	132	1
T	**221**	Very Dark Shell Pink	118	1
N	**321**	Red	113	1
S	**747**	Very Light Sky Blue	94	1
K	**3363**	Medium Pine Green	67	1

Skeins are estimates, with the two extra rows: the thread a stitch takes on the front and back of 18 mesh canvas, plus 30 percent, rounded up for each color.

Thread colors are approximate screen matches to DMC numbers. Check against real thread before you buy.

For your own stitching, gifts and handmade pieces you sell. Do not resell or share this PDF or copies of it.

Whimsical cowboy hat

Needlepoint pattern

Columns 1 to 49, rows 1 to 90. Start at the red outline

This page is the dark part of the chart



Key

- DMC 437 — Light Tan
- DMC 739 — Ultra Very Light Tan
- DMC 930 — Dark Antique Blue
- DMC 801 — Dark Coffee Brown
- DMC 436 — Tan
- DMC 434 — Light Brown
- DMC 3325 — Light Baby Blue
- X DMC 3865 — Winter White
- H DMC 3778 — Light Terra Cotta
- \+ DMC 931 — Medium Antique Blue
- = DMC 3844 — Dark Bright Turquoise
- Z DMC 3830 — Terra Cotta
- A DMC 3856 — Ultra Very Light Mahogany
- V DMC 3371 — Black Brown
- T DMC 221 — Very Dark Shell Pink
- N DMC 321 — Red
- S DMC 747 — Very Light Sky Blue
- K DMC 3363 — Medium Pine Green

Whimsical cowboy hat Needlepoint pattern

Columns 50 to 90, rows 1 to 90. Gray squares: charted already, do not stitch again

This page is the dark part of the chart

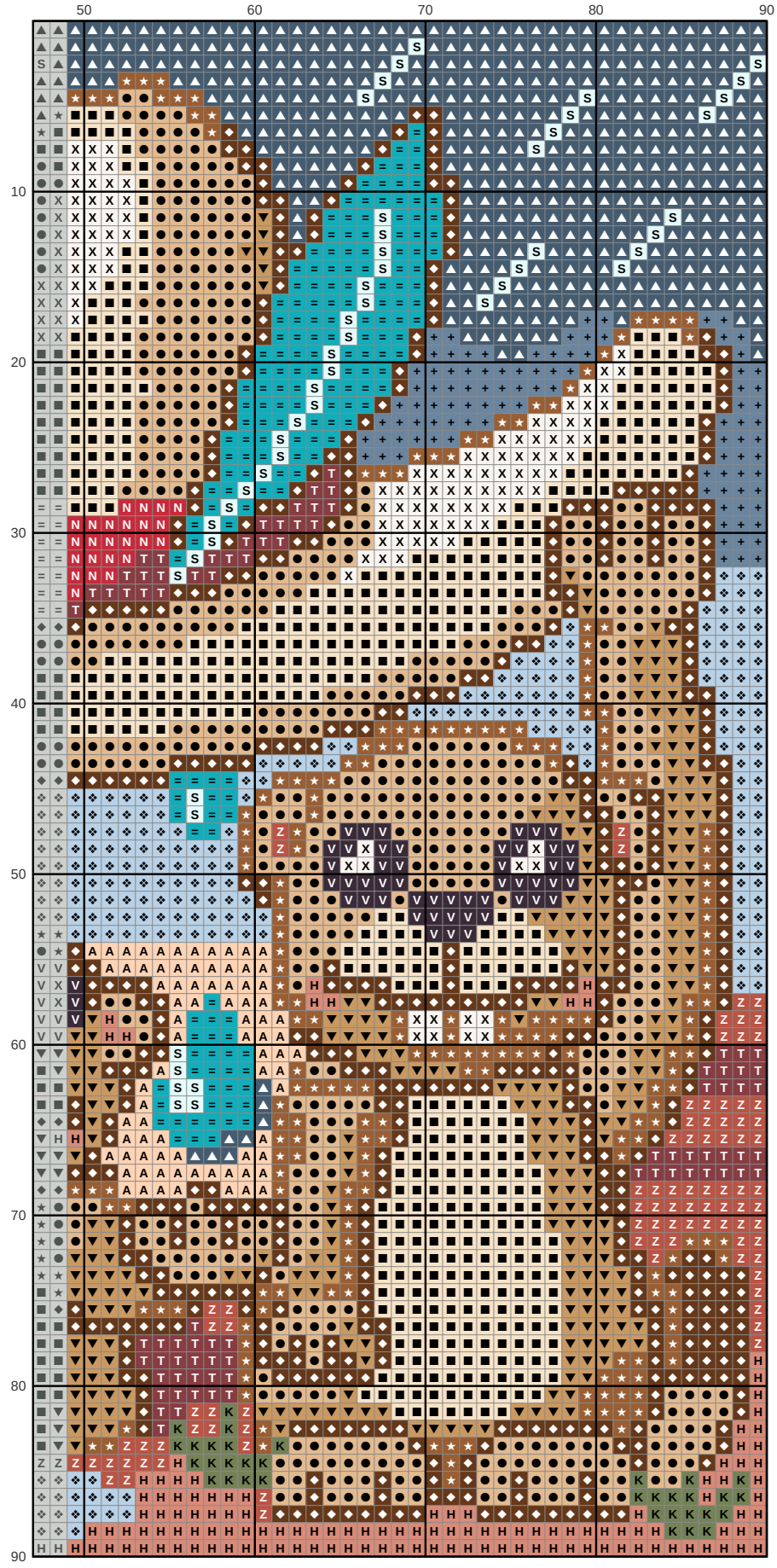

Key

- ● **DMC 437** Light Tan
- ■ **DMC 739** Ultra Very Light Tan
- ▲ **DMC 930** Dark Antique Blue
- ◆ **DMC 801** Dark Coffee Brown
- ▼ **DMC 436** Tan
- ★ **DMC 434** Light Brown
- ❖ **DMC 3325** Light Baby Blue
- X **DMC 3865** Winter White
- H **DMC 3778** Light Terra Cotta
- \+ **DMC 931** Medium Antique Blue
- = **DMC 3844** Dark Bright Turquoise
- Z **DMC 3830** Terra Cotta
- A **DMC 3856** Ultra Very Light Mahogany
- V **DMC 3371** Black Brown
- T **DMC 221** Very Dark Shell Pink
- N **DMC 321** Red
- S **DMC 747** Very Light Sky Blue
- K **DMC 3363** Medium Pine Green