Whimsical crowned crane dancing

Needlepoint pattern | 90 x 126 stitches | 5 x 7 in (12.7 x 17.8 cm) on 18 mesh | 20 colors



How to stitch it



1. Each square is one tent stitch, up at 1, down at 2. Lines in continental, right to left, the canvas upside down for the next row; wide areas in basketweave.
2. Cut 18 in of thread. Start and end it without a knot left behind.
3. Mark the middle of the canvas. It is the outlined square on page 2, column 45, row 63 (DMC 352): start there. Count threads, not holes.
4. Go on from it: picture first, background last. Gray squares are on two pages: stitch them once.
5. When it is done, block it square.

First time? How to needlepoint: flossfield.com/needlepoint/guides/how-to-start/
How to read a chart: flossfield.com/needlepoint/guides/how-to-read-a-chart/

What you need

Canvas: blank mono canvas, 18 mesh (18 threads to the inch), cut 9 in wide x 11 in high (22.9 x 27.9 cm).

Needle: blunt tapestry, size 22. Also masking tape for the cut edges, and small scissors.

Thread: six-strand floss, 20 colors, about 23 skeins in all (an estimate). Stitch with 4 strands (5 or 6 if canvas shows).

Frame it: acid-free board and a frame.
How to frame needlepoint.

Thread list, DMC

			stitches	skeins
●	150	Ultra Very Dark Dusty Rose	2,600	3
■	352	Light Coral	1,534	2
▲	154	Very Dark Grape	1,260	1
◆	3820	Dark Straw	837	1
▼	3812	Very Dark Seagreen	611	1
★	351	Coral	589	1
❖	939	Very Dark Navy Blue	565	1
X	931	Medium Antique Blue	529	1
H	3865	Winter White	511	1
+	3752	Very Light Antique Blue	490	1
=	783	Medium Topaz	409	1
Z	3750	Very Dark Antique Blue	383	1
A	932	Light Antique Blue	276	1
V	500	Very Dark Blue Green	169	1
T	3822	Light Straw	168	1
N	921	Copper	162	1
S	400	Dark Mahogany	83	1
K	563	Light Jade	70	1
E	963	Ultra Very Light Dusty Rose	64	1
C	349	Dark Coral	30	1

Skeins are estimates: the thread a stitch takes on the front and back of 18 mesh canvas, plus 30 percent, rounded up for each color.
Thread colors are approximate screen matches to DMC numbers. Check against real thread before you buy.
For your own stitching, gifts and handmade pieces you sell. Do not resell or share this PDF or copies of it.

Whimsical crowned crane dancing

Needlepoint pattern

Columns 1 to 90, rows 1 to 67. Start at the red outline

This page is the dark part of the chart



Key

- DMC 150 — Ultra Very Dark Dusty Rose
- DMC 352 — Light Coral
- DMC 154 — Very Dark Grape
- DMC 3820 — Dark Straw
- DMC 351 — Coral
- DMC 939 — Very Dark Navy Blue
- DMC 931 — Medium Antique Blue
- DMC 3865 — Winter White
- DMC 3752 — Very Light Antique Blue
- DMC 783 — Medium Topaz
- DMC 3750 — Very Dark Antique Blue
- DMC 932 — Light Antique Blue
- DMC 3822 — Light Straw
- DMC 921 — Copper
- DMC 400 — Dark Mahogany
- DMC 563 — Light Jade
- DMC 963 — Ultra Very Light Dusty Rose
- DMC 349 — Dark Coral

Whimsical crowned crane dancing

Needlepoint pattern

Columns 1 to 90, rows 68 to 126. Gray squares: charted already, do not stitch again

This page is the dark part of the chart



Key

- **DMC 150** Ultra Very Dark Dusty Rose
- **DMC 352** Light Coral
- **DMC 154** Very Dark Grape
- **DMC 3820** Dark Straw
- **DMC 3812** Very Dark Seagreen
- **DMC 351** Coral
- **DMC 939** Very Dark Navy Blue
- **DMC 931** Medium Antique Blue
- **DMC 3865** Winter White
- **DMC 3752** Very Light Antique Blue
- **DMC 783** Medium Topaz
- **DMC 3750** Very Dark Antique Blue
- **DMC 932** Light Antique Blue
- **DMC 500** Very Dark Blue Green
- **DMC 3822** Light Straw
- **DMC 921** Copper
- **DMC 400** Dark Mahogany