Whimsical crawfish

Needlepoint pattern | 90 x 126 stitches | 5 x 7 in (12.7 x 17.8 cm) on 18 mesh | 20 colors



How to stitch it



1. Each square is one tent stitch, up at 1, down at 2. Lines in continental, right to left, the canvas upside down for the next row; wide areas in basketweave.
2. Cut 18 in of thread. Start and end it without a knot left behind.
3. Mark the middle of the canvas. It is the outlined square on page 2, column 45, row 63 (DMC 946): start there. Count threads, not holes.
4. Go on from it: picture first, background last. Gray squares are on two pages: stitch them once.
5. When it is done, block it square.

First time? How to needlepoint: flossfield.com/needlepoint/guides/how-to-start/
How to read a chart: flossfield.com/needlepoint/guides/how-to-read-a-chart/

What you need

Canvas: blank mono canvas, 18 mesh (18 threads to the inch), cut 9 in wide x 11 in high (22.9 x 27.9 cm).

Needle: blunt tapestry, size 22. Also masking tape for the cut edges, and small scissors.

Thread: six-strand floss, 20 colors, about 23 skeins in all (an estimate). Stitch with 4 strands (5 or 6 if canvas shows).

Frame it: acid-free board and a frame.
How to frame needlepoint.

Thread list, DMC

			stitches	skeins
●	815	Medium Garnet	1,664	2
■	946	Medium Burnt Orange	1,493	2
▲	3746	Dark Blue Violet	1,343	2
◆	722	Light Orange Spice	872	1
▼	3808	Ultra Very Dark Turquoise	847	1
★	3823	Ultra Pale Yellow	830	1
❖	3809	Very Dark Turquoise	708	1
X	817	Very Dark Coral Red	600	1
H	3861	Light Cocoa	469	1
+	779	Dark Cocoa	359	1
=	3864	Light Mocha Beige	326	1
Z	3609	Ultra Light Plum	322	1
A	3855	Light Autumn Gold	318	1
V	340	Medium Blue Violet	243	1
T	BLANC	White	240	1
N	3371	Black Brown	222	1
S	3347	Medium Yellow Green	135	1
K	543	Ultra Very Light Beige	130	1
E	783	Medium Topaz	121	1
C	3824	Light Apricot	98	1

Skeins are estimates: the thread a stitch takes on the front and back of 18 mesh canvas, plus 30 percent, rounded up for each color.
Thread colors are approximate screen matches to DMC numbers. Check against real thread before you buy.
For your own stitching, gifts and handmade pieces you sell. Do not resell or share this PDF or copies of it.

Whimsical crawfish

Needlepoint pattern

Columns 1 to 90, rows 1 to 67. Start at the red outline

This page is the dark part of the chart



Key

- **DMC 815** Medium Garnet
- **DMC 946** Medium Burnt Orange
- **DMC 3746** Dark Blue Violet
- **DMC 722** Light Orange Spice
- **DMC 3808** Ultra Very Dark Turquoise
- **DMC 3823** Ultra Pale Yellow
- **DMC 817** Very Dark Coral Red
- **DMC 779** Dark Cocoa
- **DMC 3609** Ultra Light Plum
- **DMC 3855** Light Autumn Gold
- **DMC 340** Medium Blue Violet
- **DMC BLANC** White
- **DMC 3371** Black Brown
- **DMC 783** Medium Topaz
- **DMC 3824** Light Apricot

Whimsical crawfish Needlepoint pattern

Columns 1 to 90, rows 68 to 126. Gray squares: charted already, do not stitch again

This page is the dark part of the chart



Key

- **DMC 815** Medium Garnet
- **DMC 946** Medium Burnt Orange
- **DMC 3746** Dark Blue Violet
- **DMC 722** Light Orange Spice
- **DMC 3808** Ultra Very Dark Turquoise
- **DMC 3823** Ultra Pale Yellow
- **DMC 3809** Very Dark Turquoise
- **DMC 817** Very Dark Coral Red
- **DMC 3861** Light Cocoa
- **DMC 779** Dark Cocoa
- **DMC 3864** Light Mocha Beige
- **DMC 3609** Ultra Light Plum
- **DMC 3855** Light Autumn Gold
- **DMC 340** Medium Blue Violet
- **DMC BLANC** White
- **DMC 3371** Black Brown
- **DMC 3347** Medium Yellow Green
- **DMC 543** Ultra Very Light Beige
- **DMC 783** Medium Topaz