Whimsical crescent moon in a nightcap

Needlepoint pattern | 90 x 90 stitches | 5 x 5 in (12.7 x 12.7 cm) on 18 mesh | 17 colors



How to stitch it



1. Each square is one tent stitch, up at 1, down at 2. Lines in continental, right to left, the canvas upside down for the next row; wide areas in basketweave.
2. Cut 18 in of thread. Start and end it without a knot left behind.
3. Mark the middle of the canvas. It is the outlined square on page 2, column 45, row 45 (DMC 336): start there. Count threads, not holes.
4. Go on from it: picture first, background last. Gray squares are on two pages: stitch them once.
5. Last, two more rows all round, each stitch in the color it lies beside: the opening's edge hides them.

First time? How to needlepoint: flossfield.com/needlepoint/guides/how-to-start/
How to read a chart: flossfield.com/needlepoint/guides/how-to-read-a-chart/

What you need

Canvas: blank mono canvas, 18 mesh (18 threads to the inch), cut 9.5 in square (24.1 cm).

Needle: blunt tapestry, size 22. Also masking tape for the cut edges, and small scissors.

Thread: six-strand floss, 17 colors, about 19 skeins in all (an estimate). Stitch with 4 strands (5 or 6 if canvas shows).

Fit it into a lid: the box or tray, acid-free board and backing. Measure the opening first.
How to fit it into a lid.

Thread list, DMC

			stitches	skeins
●	**336**	Navy Blue	3,345	3
■	**744**	Pale Yellow	923	1
▲	**3865**	Winter White	893	1
◆	**341**	Light Blue Violet	620	1
▼	**312**	Very Dark Baby Blue	583	1
★	**3747**	Very Light Blue Violet	403	1
❖	**959**	Medium Seagreen	228	1
X	**3827**	Pale Golden Brown	226	1
H	**3823**	Ultra Pale Yellow	217	1
+	**964**	Light Seagreen	148	1
=	**3848**	Medium Teal Green	121	1
Z	**976**	Medium Golden Brown	113	1
A	**352**	Light Coral	113	1
V	**353**	Peach	51	1
T	**801**	Dark Coffee Brown	50	1
N	**3721**	Dark Shell Pink	36	1
S	**340**	Medium Blue Violet	30	1

Skeins are estimates, with the two extra rows: the thread a stitch takes on the front and back of 18 mesh canvas, plus 30 percent, rounded up for each color.

Thread colors are approximate screen matches to DMC numbers. Check against real thread before you buy.

For your own stitching, gifts and handmade pieces you sell. Do not resell or share this PDF or copies of it.

Whimsical crescent moon in a nightcap

Needlepoint pattern

Columns 1 to 45, rows 1 to 90. Start at the red outline

This page is the dark part of the chart



Key

- DMC 336 Navy Blue
- DMC 744 Pale Yellow
- DMC 3865 Winter White
- DMC 341 Light Blue Violet
- DMC 312 Very Dark Baby Blue
- DMC 3747 Very Light Blue Violet
- DMC 959 Medium Seagreen
- X DMC 3827 Pale Golden Brown
- H DMC 3823 Ultra Pale Yellow
- \+ DMC 964 Light Seagreen
- = DMC 3848 Medium Teal Green
- Z DMC 976 Medium Golden Brown
- A DMC 352 Light Coral
- V DMC 353 Peach
- T DMC 801 Dark Coffee Brown
- N DMC 3721 Dark Shell Pink
- S DMC 340 Medium Blue Violet

Whimsical crescent moon in a nightcap

Needlepoint pattern

Columns 46 to 90, rows 1 to 90. Gray squares: charted already, do not stitch again

This page is the dark part of the chart



Key

- **DMC 336** Navy Blue
- **DMC 744** Pale Yellow
- **DMC 3865** Winter White
- **DMC 341** Light Blue Violet
- **DMC 312** Very Dark Baby Blue
- **DMC 3747** Very Light Blue Violet
- **DMC 959** Medium Seagreen
- **DMC 3827** Pale Golden Brown
- **DMC 3823** Ultra Pale Yellow
- **DMC 964** Light Seagreen
- **DMC 3848** Medium Teal Green
- **DMC 976** Medium Golden Brown
- **DMC 352** Light Coral
- **DMC 353** Peach
- **DMC 3721** Dark Shell Pink
- **DMC 340** Medium Blue Violet