Whimsical croissant moon with a cat

Needlepoint pattern | 90 x 126 stitches | 5 x 7 in (12.7 x 17.8 cm) on 18 mesh | 20 colors



How to stitch it



1. Each square is one tent stitch, up at 1, down at 2. Lines in continental, right to left, the canvas upside down for the next row; wide areas in basketweave.
2. Cut 18 in of thread. Start and end it without a knot left behind.
3. Mark the middle of the canvas. It is the outlined square on page 2, column 45, row 63 (DMC 318): start there. Count threads, not holes.
4. Go on from it: picture first, background last. Gray squares are on two pages: stitch them once.
5. When it is done, block it square.

First time? How to needlepoint: flossfield.com/needlepoint/guides/how-to-start/
How to read a chart: flossfield.com/needlepoint/guides/how-to-read-a-chart/

What you need

Canvas: blank mono canvas, 18 mesh (18 threads to the inch), cut 9 in wide x 11 in high (22.9 x 27.9 cm).

Needle: blunt tapestry, size 22. Also masking tape for the cut edges, and small scissors.

Thread: six-strand floss, 20 colors, about 23 skeins in all (an estimate). Stitch with 4 strands (5 or 6 if canvas shows).

Frame it: acid-free board and a frame.
How to frame needlepoint.

Thread list, DMC

			stitches	skeins
●	333	Very Dark Blue Violet	1,578	2
■	3746	Dark Blue Violet	1,436	2
▲	939	Very Dark Navy Blue	1,396	2
◆	976	Medium Golden Brown	872	1
▼	823	Dark Navy Blue	859	1
★	300	Very Dark Mahogany	828	1
❖	975	Dark Golden Brown	801	1
X	3827	Pale Golden Brown	748	1
H	3750	Very Dark Antique Blue	561	1
+	930	Dark Antique Blue	412	1
=	745	Light Pale Yellow	398	1
Z	931	Medium Antique Blue	308	1
A	318	Light Steel Gray	233	1
V	413	Dark Pewter Gray	217	1
T	415	Pearl Gray	212	1
N	414	Dark Steel Gray	178	1
S	932	Light Antique Blue	176	1
K	742	Light Tangerine	95	1
E	3371	Black Brown	18	1
C	224	Very Light Shell Pink	14	1

Skeins are estimates: the thread a stitch takes on the front and back of 18 mesh canvas, plus 30 percent, rounded up for each color.
Thread colors are approximate screen matches to DMC numbers. Check against real thread before you buy.
For your own stitching, gifts and handmade pieces you sell. Do not resell or share this PDF or copies of it.

Whimsical croissant moon with a cat

Needlepoint pattern

Columns 1 to 90, rows 1 to 67. Start at the red outline

This page is the dark part of the chart

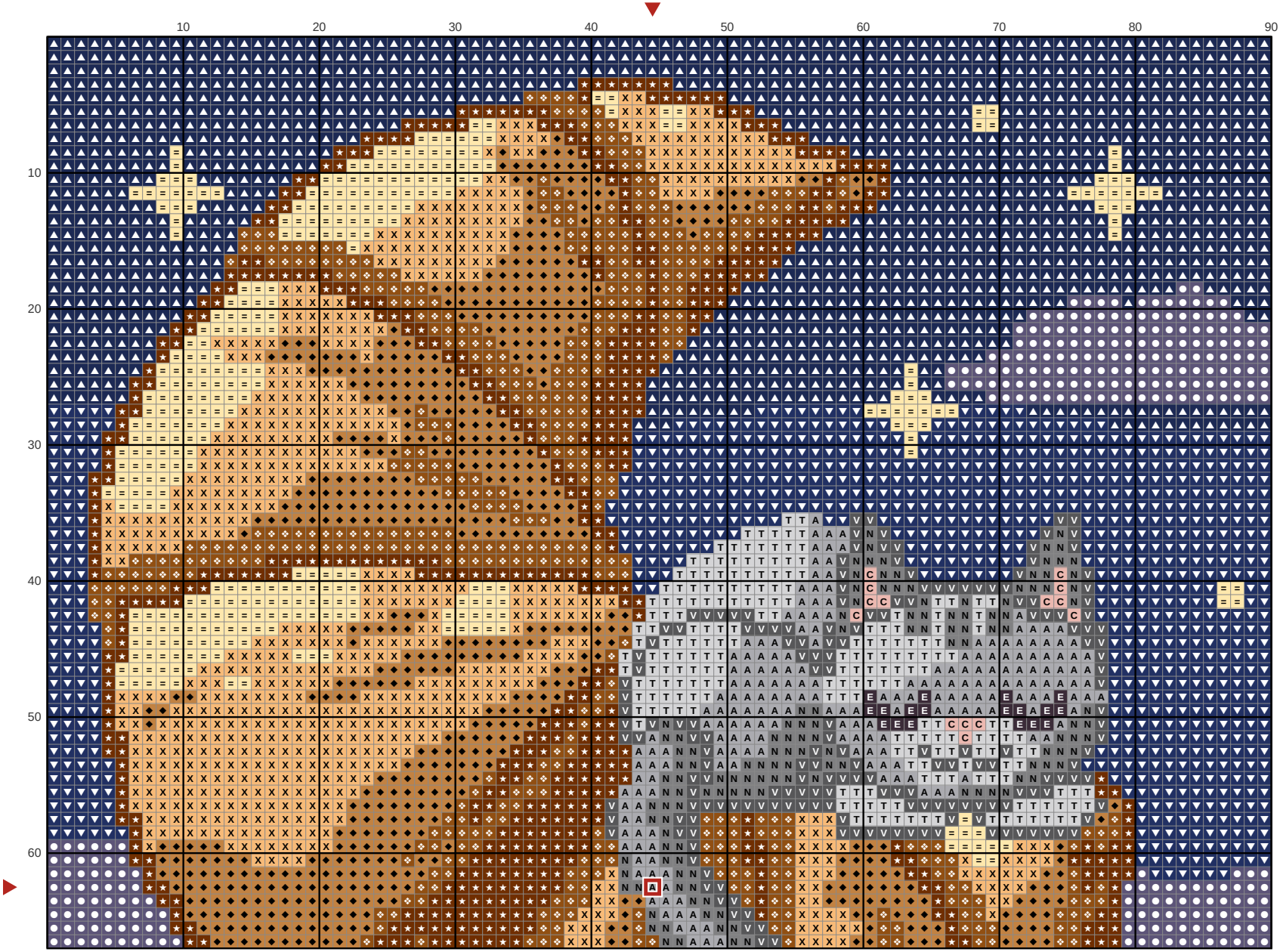

Key

- **DMC 333** Very Dark Blue Violet
- **DMC 939** Very Dark Navy Blue
- **DMC 976** Medium Golden Brown
- **DMC 823** Dark Navy Blue
- **DMC 300** Very Dark Mahogany
- **DMC 975** Dark Golden Brown
- **DMC 3827** Pale Golden Brown
- **DMC 745** Light Pale Yellow
- **DMC 318** Light Steel Gray
- **DMC 413** Dark Pewter Gray
- **DMC 415** Pearl Gray
- **DMC 414** Dark Steel Gray
- **DMC 3371** Black Brown
- **DMC 224** Very Light Shell Pink

Whimsical croissant moon with a cat Needlepoint pattern

Columns 1 to 90, rows 68 to 126. Gray squares: charted already, do not stitch again

This page is the dark part of the chart



Key

- DMC 333 Very Dark Blue Violet
- DMC 3746 Dark Blue Violet
- DMC 976 Medium Golden Brown
- DMC 300 Very Dark Mahogany
- DMC 975 Dark Golden Brown
- DMC 3827 Pale Golden Brown
- DMC 3750 Very Dark Antique Blue
- DMC 930 Dark Antique Blue
- DMC 745 Light Pale Yellow
- DMC 931 Medium Antique Blue
- DMC 318 Light Steel Gray
- DMC 413 Dark Pewter Gray
- DMC 414 Dark Steel Gray
- DMC 932 Light Antique Blue
- DMC 742 Light Tangerine