Whimsical Dalmatian Christmas stocking

Needlepoint pattern | 143 x 234 stitches | 11 x 18 in (27.9 x 45.7 cm) on 13 mesh | 21 colors



How to stitch it



1. Each square is one tent stitch, up at 1, down at 2. Lines in continental, right to left, the canvas upside down for the next row; wide areas in basketweave.
2. Cut 18 in of thread. Start and end it without a knot left behind.
3. Mark the crossing 2 in from the top and right edges of the canvas. It is the outlined square, top right of page 2, column 143, row 1 (DMC 712): start there. Count threads, not holes.
4. The name first, where you put one on it, then downward, background as you go. Gray squares are on two pages: stitch them once. Empty squares stay bare.
5. Last, two more rows all round, each stitch in the color it lies beside: the seam hides them. Ask your finisher first.

The dashed box on the cuff is the place for a name, and the two red marks are its middle: type one on the pattern's page to have it charted.

First time? How to needlepoint: flossfield.com/needlepoint/guides/how-to-start/
How to read a chart: flossfield.com/needlepoint/guides/how-to-read-a-chart/

What you need

Canvas: blank mono canvas, 13 mesh (13 threads to the inch), cut 15.5 in wide x 22.5 in high (39.4 x 57.2 cm).

Needle: blunt tapestry, size 20. Also masking tape for the cut edges, and small scissors.

Thread: six-strand floss, 21 colors, about 47 skeins in all (an estimate). Stitch with 7 strands (8 if canvas shows).

Make it a stocking: a finisher, who backs and lines it (ask months before Christmas), or backing, lining, cord and a loop to sew it up yourself. How to finish a stocking.

Thread list, DMC

			stitches	skeins
●	**BLANC**	White	4,222	7
■	**712**	Cream	2,404	4
▲	**930**	Dark Antique Blue	2,104	4
◆	**931**	Medium Antique Blue	2,101	4
▼	**3756**	Ultra Very Light Baby Blue	1,557	3
★	**310**	Black	1,542	3
❖	**3750**	Very Dark Antique Blue	1,429	3
X	**932**	Light Antique Blue	1,188	2
H	**321**	Red	1,167	2
+	**3747**	Very Light Blue Violet	940	2
=	**3752**	Very Light Antique Blue	900	2
Z	**3346**	Hunter Green	872	2
A	**156**	Medium Light Blue Violet	682	1
V	**815**	Medium Garnet	552	1
T	**895**	Very Dark Hunter Green	483	1
N	**3347**	Medium Yellow Green	255	1
S	**3820**	Dark Straw	217	1
K	**3822**	Light Straw	100	1
E	**782**	Dark Topaz	93	1
C	**3371**	Black Brown	71	1
P	**161**	Gray Blue	41	1

Skeins are estimates, with the two extra rows: the thread a stitch takes on the front and back of 13 mesh canvas, plus 30 percent, rounded up for each color.

Thread colors are approximate screen matches to DMC numbers. Check against real thread before you buy.

For your own stitching, gifts and handmade pieces you sell. Do not resell or share this PDF or copies of it.

Whimsical Dalmatian Christmas stocking

Needlepoint pattern

Columns 62 to 143, rows 1 to 74. Start at the red outline

This page is the dark part of the chart



Key

- ■ **DMC 712** Cream
- ▲ **DMC 930** Dark Antique Blue
- ▼ **DMC 3756** Ultra Very Light Baby Blue
- ❖ **DMC 3750** Very Dark Antique Blue
- **H** **DMC 321** Red
- = **DMC 3752** Very Light Antique Blue
- **Z** **DMC 3346** Hunter Green
- **V** **DMC 815** Medium Garnet
- **T** **DMC 895** Very Dark Hunter Green
- **N** **DMC 3347** Medium Yellow Green
- **S** **DMC 3820** Dark Straw
- **C** **DMC 3371** Black Brown

Whimsical Dalmatian Christmas stocking

Needlepoint pattern

Columns 59 to 143, rows 75 to 146. Gray squares: charted already, do not stitch again

This page is the dark part of the chart



Key

- **DMC BLANC** — White
- **DMC 930** — Dark Antique Blue
- **DMC 931** — Medium Antique Blue
- **DMC 3756** — Ultra Very Light Baby Blue
- **DMC 310** — Black
- **DMC 321** — Red
- **DMC 3747** — Very Light Blue Violet
- **DMC 3346** — Hunter Green
- **DMC 156** — Medium Light Blue Violet
- **DMC 895** — Very Dark Hunter Green
- **DMC 3347** — Medium Yellow Green
- **DMC 782** — Dark Topaz
- **DMC 161** — Gray Blue

Whimsical Dalmatian Christmas stocking Needlepoint pattern

Columns 1 to 72, rows 147 to 234. Gray squares: charted already, do not stitch again

This page is the dark part of the chart

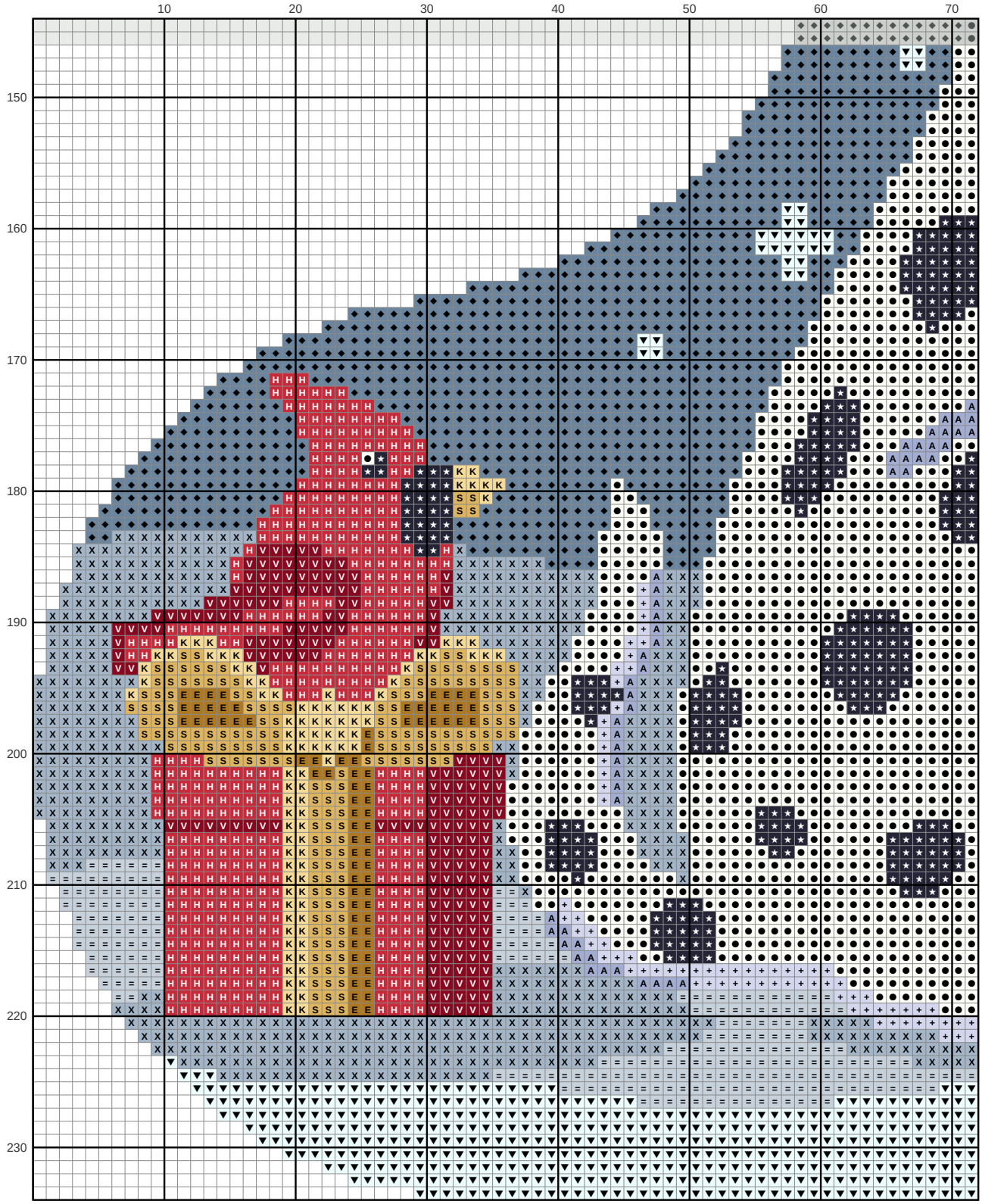

Whimsical Dalmatian Christmas stocking

Needlepoint pattern

Columns 73 to 143, rows 147 to 234. Gray squares: charted already, do not stitch again

This page is the dark part of the chart

