Whimsical disco ball with a cat

Needlepoint pattern | 90 x 90 stitches | 5 x 5 in (12.7 x 12.7 cm) on 18 mesh | 18 colors



How to stitch it



1. Each square is one tent stitch, up at 1, down at 2. Lines in continental, right to left, the canvas upside down for the next row; wide areas in basketweave.
2. Cut 18 in of thread. Start and end it without a knot left behind.
3. Mark the middle of the canvas. It is the outlined square on page 2, column 45, row 45 (DMC 919): start there. Count threads, not holes.
4. Go on from it: picture first, background last. Gray squares are on two pages: stitch them once.
5. Last, two more rows all round, each stitch in the color it lies beside: the opening's edge hides them.

First time? How to needlepoint: flossfield.com/needlepoint/guides/how-to-start/
How to read a chart: flossfield.com/needlepoint/guides/how-to-read-a-chart/

What you need

Canvas: blank mono canvas, 18 mesh (18 threads to the inch), cut 9.5 in square (24.1 cm).

Needle: blunt tapestry, size 22. Also masking tape for the cut edges, and small scissors.

Thread: six-strand floss, 18 colors, about 20 skeins in all (an estimate). Stitch with 4 strands (5 or 6 if canvas shows).

Fit it into a lid: the box or tray, acid-free board and backing. Measure the opening first.
How to fit it into a lid.

Thread list, DMC

			stitches	skeins
●	**783**	Medium Topaz	1,487	2
□	**919**	Red Copper	1,210	2
▲	**3822**	Light Straw	772	1
◆	**922**	Light Copper	762	1
▼	**938**	Ultra Dark Coffee Brown	758	1
★	**3853**	Dark Autumn Gold	591	1
❖	**3799**	Very Dark Pewter Gray	484	1
X	**3808**	Ultra Very Dark Turquoise	456	1
H	**BLANC**	White	258	1
+	**739**	Ultra Very Light Tan	248	1
=	**318**	Light Steel Gray	214	1
Z	**300**	Very Dark Mahogany	192	1
A	**414**	Dark Steel Gray	170	1
V	**415**	Pearl Gray	158	1
T	**3846**	Light Bright Turquoise	106	1
N	**3827**	Pale Golden Brown	95	1
S	**3712**	Medium Salmon	82	1
K	**3810**	Dark Turquoise	57	1

Skeins are estimates, with the two extra rows: the thread a stitch takes on the front and back of 18 mesh canvas, plus 30 percent, rounded up for each color.

Thread colors are approximate screen matches to DMC numbers. Check against real thread before you buy.

For your own stitching, gifts and handmade pieces you sell. Do not resell or share this PDF or copies of it.

Whimsical disco ball with a cat Needlepoint pattern

Columns 1 to 49, rows 1 to 90. Start at the red outline

This page is the dark part of the chart

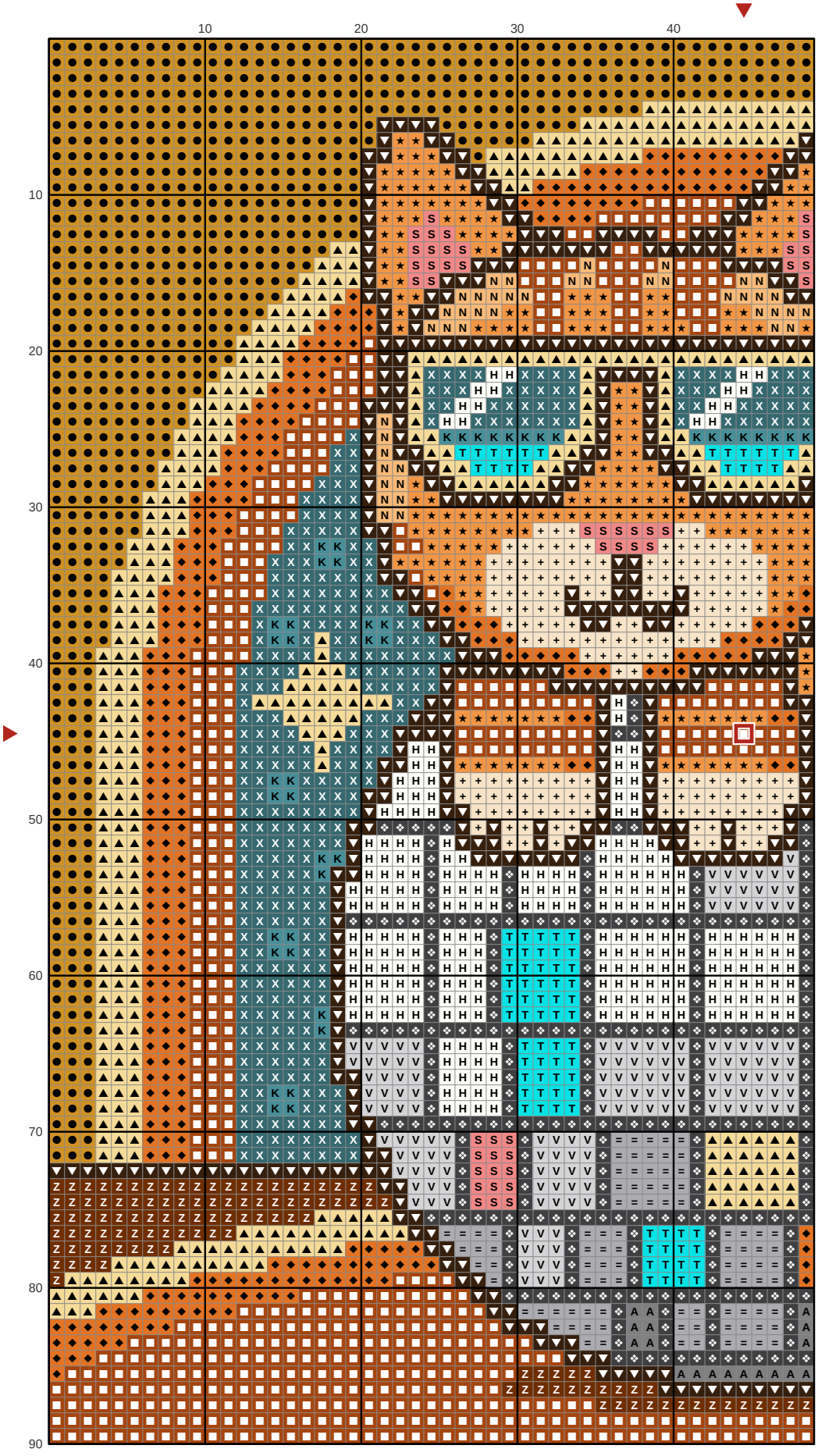

Key

- DMC 783 Medium Topaz
- DMC 919 Red Copper
- DMC 3822 Light Straw
- DMC 922 Light Copper
- DMC 938 Ultra Dark Coffee Brown
- DMC 3853 Dark Autumn Gold
- DMC 3799 Very Dark Pewter Gray
- DMC 3808 Ultra Very Dark Turquoise
- DMC BLANC White
- DMC 739 Ultra Very Light Tan
- DMC 318 Light Steel Gray
- DMC 300 Very Dark Mahogany
- DMC 414 Dark Steel Gray
- DMC 415 Pearl Gray
- DMC 3846 Light Bright Turquoise
- DMC 3827 Pale Golden Brown
- DMC 3712 Medium Salmon
- DMC 3810 Dark Turquoise

Whimsical disco ball with a cat Needlepoint pattern

Columns 50 to 90, rows 1 to 90. Gray squares: charted already, do not stitch again

This page is the dark part of the chart

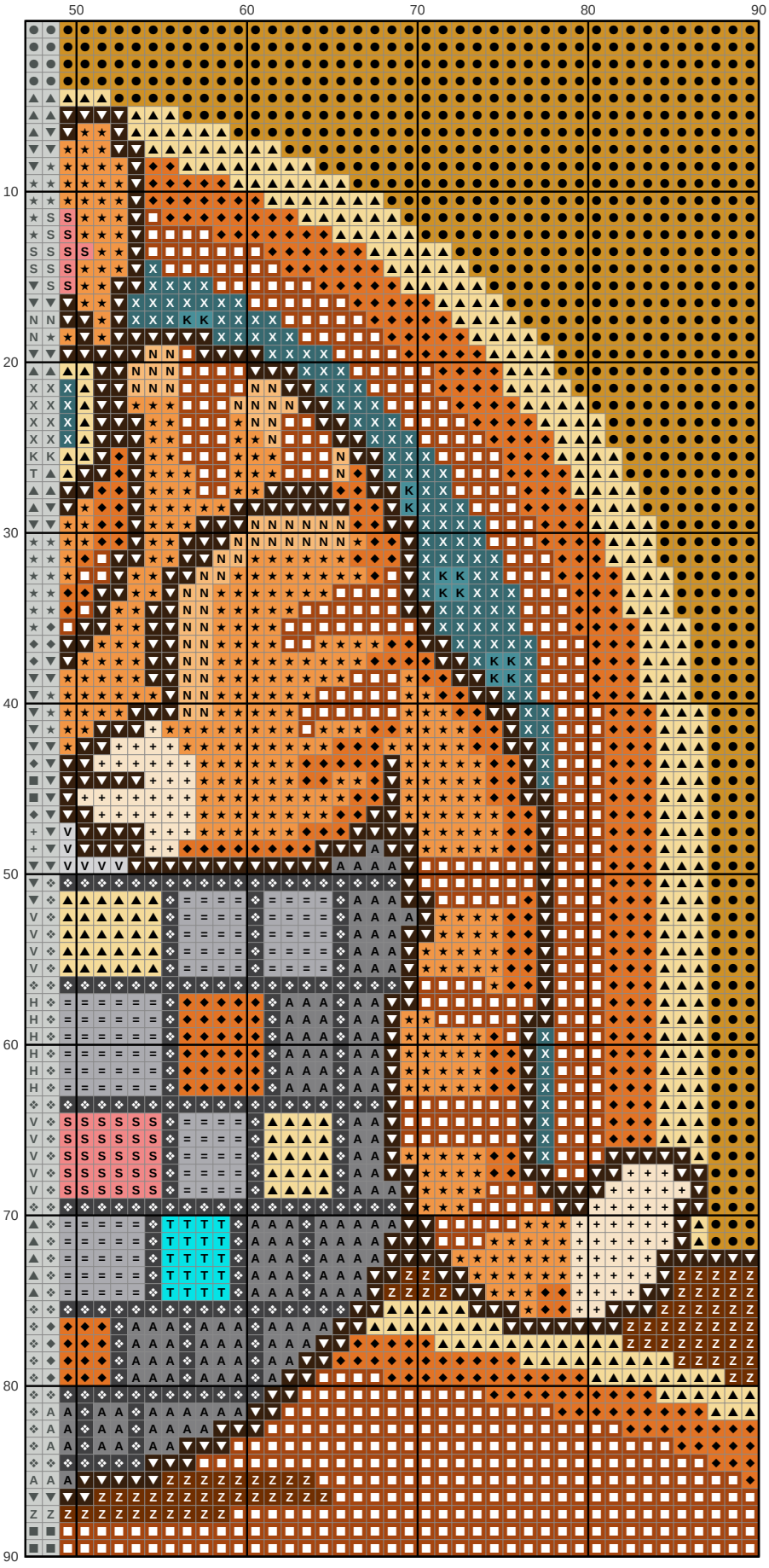

Key

- ● **DMC 783** Medium Topaz
- ■ **DMC 919** Red Copper
- ▲ **DMC 3822** Light Straw
- ◆ **DMC 922** Light Copper
- ▼ **DMC 938** Ultra Dark Coffee Brown
- ★ **DMC 3853** Dark Autumn Gold
- ❖ **DMC 3799** Very Dark Pewter Gray
- X **DMC 3808** Ultra Very Dark Turquoise
- \+ **DMC 739** Ultra Very Light Tan
- = **DMC 318** Light Steel Gray
- Z **DMC 300** Very Dark Mahogany
- A **DMC 414** Dark Steel Gray
- V **DMC 415** Pearl Gray
- T **DMC 3846** Light Bright Turquoise
- N **DMC 3827** Pale Golden Brown
- S **DMC 3712** Medium Salmon
- K **DMC 3810** Dark Turquoise