# Whimsical dogwood

Needlepoint pattern | 72 x 72 stitches | 4 x 4 in (10.2 x 10.2 cm) on 18 mesh | 9 colors



## How to stitch it




1. Each square is one tent stitch, up at 1, down at 2. Lines in continental, right to left, the canvas upside down for the next row; wide areas in basketweave.
2. Cut 18 in of thread. Start and end it without a knot left behind.
3. Mark the middle of the canvas. It is the outlined square, column 36, row 36 (DMC BLANC): start there. Count threads, not holes.
4. Go on from it: picture first, background last. End the thread before crossing another color.
5. Last, two more rows all round in DMC 745: the board's edge hides them.

First time? How to needlepoint: flossfield.com/needlepoint/guides/how-to-start/
How to read a chart: flossfield.com/needlepoint/guides/how-to-read-a-chart/

## What you need

**Canvas:** blank mono canvas, 18 mesh (18 threads to the inch), cut 8.5 in square (21.6 cm).

**Needle:** blunt tapestry, size 22. Also masking tape for the cut edges, and small scissors.

**Thread:** six-strand floss, 9 colors, about 12 skeins in all (an estimate). Stitch with 4 strands (5 or 6 if canvas shows).

**Make it an ornament:** board, thin batting, backing fabric and twisted cord.
How to finish an ornament.

## Thread list

| | | | stitches | skeins of floss |
|---|---|---|---|---|
| □ | **DMC 798** | Dark Delft Blue | 2,626 | 3 |
| ● | **DMC 745** | Light Pale Yellow | 1,412 | 2 |
| ▲ | **DMC BLANC** | White | 738 | 1 |
| ❖ | **DMC 702** | Kelly Green | 153 | 1 |
| X | **DMC 898** | Very Dark Coffee Brown | 78 | 1 |
| ▼ | **DMC 800** | Pale Delft Blue | 72 | 1 |
| ★ | **DMC 704** | Bright Chartreuse | 40 | 1 |
| H | **DMC 700** | Bright Green | 33 | 1 |
| ◆ | **DMC 316** | Medium Antique Mauve | 32 | 1 |

Skeins are estimates, with the two extra rows: the thread a stitch takes on the front and back of 18 mesh canvas, plus 30 percent, rounded up for each color.

Thread colors are approximate screen matches to DMC numbers. Check against real thread before you buy.

For your own stitching, gifts and handmade pieces you sell. Do not resell or share this PDF or copies of it.

# Whimsical dogwood Needlepoint pattern

Chart: 72 x 72 stitches. Start at the red outline




## Key

- **DMC 798** Dark Delft Blue
- **DMC 745** Light Pale Yellow
- **DMC BLANC** White
- **DMC 702** Kelly Green
- **DMC 898** Very Dark Coffee Brown
- **DMC 800** Pale Delft Blue
- **DMC 704** Bright Chartreuse
- **DMC 700** Bright Green
- **DMC 316** Medium Antique Mauve