Whimsical Dracula hanging upside down

Needlepoint pattern | 90 x 126 stitches | 5 x 7 in (12.7 x 17.8 cm) on 18 mesh | 20 colors



How to stitch it



1. Each square is one tent stitch, up at 1, down at 2. Lines in continental, right to left, the canvas upside down for the next row; wide areas in basketweave.
2. Cut 18 in of thread. Start and end it without a knot left behind.
3. Mark the middle of the canvas. It is the outlined square on page 2, column 45, row 63 (DMC 3865): start there. Count threads, not holes.
4. Go on from it: picture first, background last. Gray squares are on two pages: stitch them once.
5. When it is done, block it square.

First time? How to needlepoint: flossfield.com/needlepoint/guides/how-to-start/
How to read a chart: flossfield.com/needlepoint/guides/how-to-read-a-chart/

What you need

Canvas: blank mono canvas, 18 mesh (18 threads to the inch), cut 9 in wide x 11 in high (22.9 x 27.9 cm).

Needle: blunt tapestry, size 22. Also masking tape for the cut edges, and small scissors.

Thread: six-strand floss, 20 colors, about 22 skeins in all (an estimate). Stitch with 4 strands (5 or 6 if canvas shows).

Frame it: acid-free board and a frame.
How to frame needlepoint.

Thread list, DMC

			stitches	skeins
●	310	Black	2,182	2
■	311	Medium Navy Blue	1,692	2
▲	304	Medium Red	955	1
◆	3865	Winter White	770	1
▼	927	Light Gray Green	755	1
★	3822	Light Straw	694	1
❖	3834	Dark Grape	606	1
X	815	Medium Garnet	567	1
H	19	Medium Light Autumn Gold	464	1
+	3853	Dark Autumn Gold	405	1
=	922	Light Copper	402	1
Z	3848	Medium Teal Green	363	1
A	435	Very Light Brown	274	1
V	434	Light Brown	266	1
T	3836	Light Grape	251	1
N	350	Medium Coral	185	1
S	413	Dark Pewter Gray	182	1
K	3808	Ultra Very Dark Turquoise	127	1
E	898	Very Dark Coffee Brown	107	1
C	760	Salmon	93	1

Skeins are estimates: the thread a stitch takes on the front and back of 18 mesh canvas, plus 30 percent, rounded up for each color.
Thread colors are approximate screen matches to DMC numbers. Check against real thread before you buy.
For your own stitching, gifts and handmade pieces you sell. Do not resell or share this PDF or copies of it.

Whimsical Dracula hanging upside down

Needlepoint pattern

Columns 1 to 90, rows 1 to 67. Start at the red outline

This page is the dark part of the chart

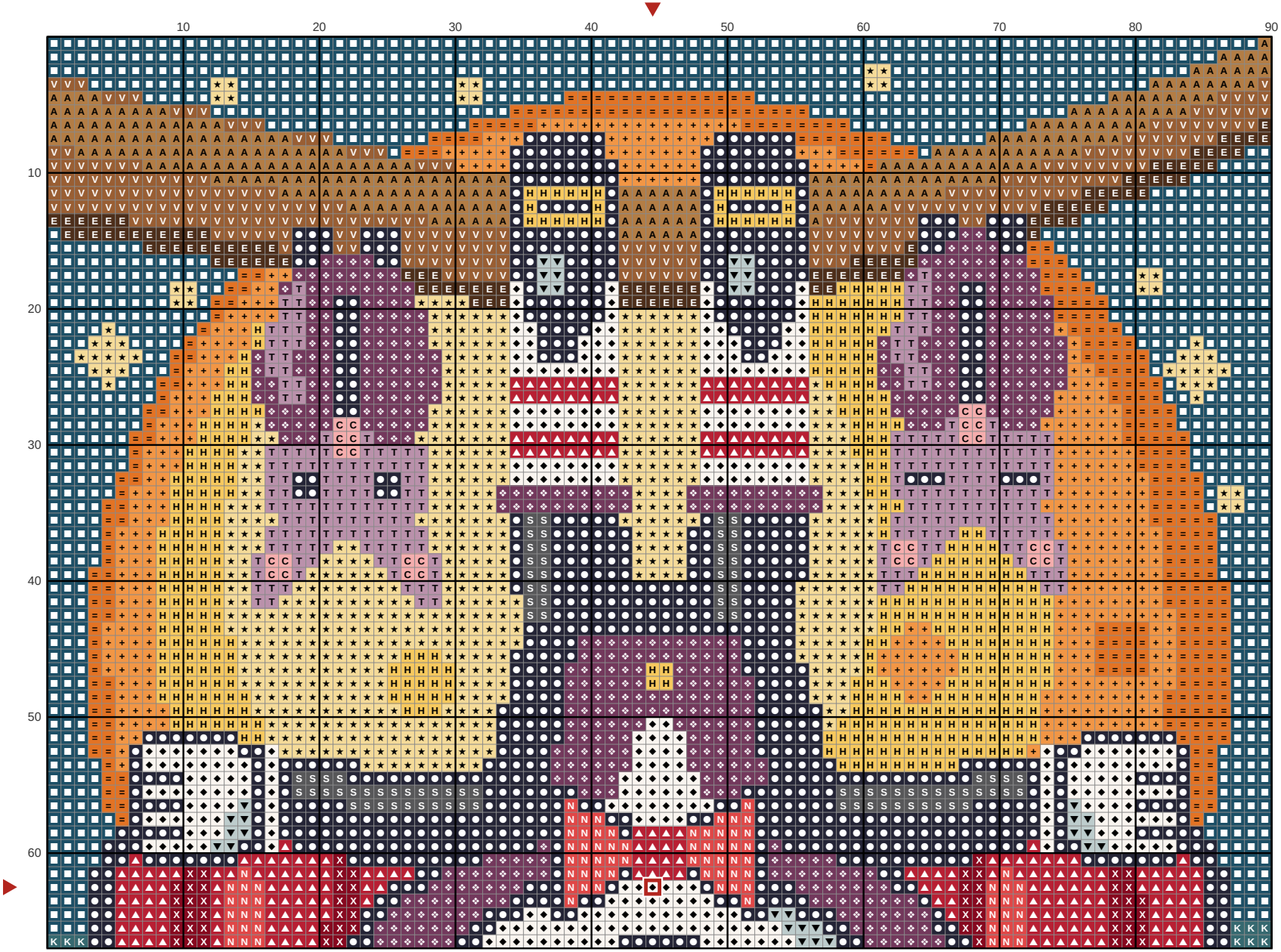

Key

- **DMC 310** Black
- **DMC 311** Medium Navy Blue
- **DMC 304** Medium Red
- **DMC 3865** Winter White
- **DMC 927** Light Gray Green
- **DMC 3822** Light Straw
- **DMC 3834** Dark Grape
- **DMC 815** Medium Garnet
- **DMC 19** Medium Light Autumn Gold
- **DMC 3853** Dark Autumn Gold
- **DMC 922** Light Copper
- **DMC 435** Very Light Brown
- **DMC 434** Light Brown
- **DMC 3836** Light Grape
- **DMC 350** Medium Coral
- **DMC 413** Dark Pewter Gray
- **DMC 3808** Ultra Very Dark Turquoise
- **DMC 898** Very Dark Coffee Brown
- **DMC 760** Salmon

Whimsical Dracula hanging upside down

Needlepoint pattern

Columns 1 to 90, rows 68 to 126. Gray squares: charted already, do not stitch again

This page is the dark part of the chart



Key

- **DMC 310** Black
- **DMC 311** Medium Navy Blue
- **DMC 304** Medium Red
- **DMC 3865** Winter White
- **DMC 927** Light Gray Green
- **DMC 3822** Light Straw
- **DMC 3834** Dark Grape
- **DMC 815** Medium Garnet
- **DMC 19** Medium Light Autumn Gold
- **DMC 3853** Dark Autumn Gold
- **DMC 922** Light Copper
- **DMC 3848** Medium Teal Green
- **DMC 434** Light Brown
- **DMC 3836** Light Grape
- **DMC 350** Medium Coral
- **DMC 413** Dark Pewter Gray
- **DMC 3808** Ultra Very Dark Turquoise
- **DMC 760** Salmon