Whimsical ice-skating drafting tools

Needlepoint pattern | 90 x 90 stitches | 5 x 5 in (12.7 x 12.7 cm) on 18 mesh | 18 colors



How to stitch it



1. Each square is one tent stitch, up at 1, down at 2. Lines in continental, right to left, the canvas upside down for the next row; wide areas in basketweave.
2. Cut 18 in of thread. Start and end it without a knot left behind.
3. Mark the middle of the canvas. It is the outlined square on page 2, column 45, row 45 (DMC 815): start there. Count threads, not holes.
4. Go on from it: picture first, background last. Gray squares are on two pages: stitch them once.
5. Last, two more rows all round, each stitch in the color it lies beside: the opening's edge hides them.

First time? How to needlepoint: flossfield.com/needlepoint/guides/how-to-start/
How to read a chart: flossfield.com/needlepoint/guides/how-to-read-a-chart/

What you need

Canvas: blank mono canvas, 18 mesh (18 threads to the inch), cut 9.5 in square (24.1 cm).

Needle: blunt tapestry, size 22. Also masking tape for the cut edges, and small scissors.

Thread: six-strand floss, 18 colors, about 20 skeins in all (an estimate). Stitch with 4 strands (5 or 6 if canvas shows).

Fit it into a lid: the box or tray, acid-free board and backing. Measure the opening first.
How to fit it into a lid.

Thread list, DMC

			stitches	skeins				stitches	skeins
●	**597**	Turquoise	1,892	2	+	**414**	Dark Steel Gray	182	1
■	**336**	Navy Blue	1,604	2	=	**3371**	Black Brown	168	1
▲	**798**	Dark Delft Blue	974	1	Z	**782**	Dark Topaz	153	1
◆	**BLANC**	White	713	1	A	**745**	Light Pale Yellow	148	1
▼	**3325**	Light Baby Blue	530	1	V	**738**	Very Light Tan	134	1
★	**799**	Medium Delft Blue	357	1	T	**815**	Medium Garnet	106	1
❖	**742**	Light Tangerine	351	1	N	**3733**	Dusty Rose	106	1
X	**415**	Pearl Gray	324	1	S	**562**	Medium Jade	92	1
H	**321**	Red	249	1	K	**561**	Very Dark Jade	17	1

Skeins are estimates, with the two extra rows: the thread a stitch takes on the front and back of 18 mesh canvas, plus 30 percent, rounded up for each color.

Thread colors are approximate screen matches to DMC numbers. Check against real thread before you buy.

For your own stitching, gifts and handmade pieces you sell. Do not resell or share this PDF or copies of it.

Whimsical ice-skating drafting tools

Needlepoint pattern

Columns 1 to 49, rows 1 to 90. Start at the red outline

This page is the dark part of the chart

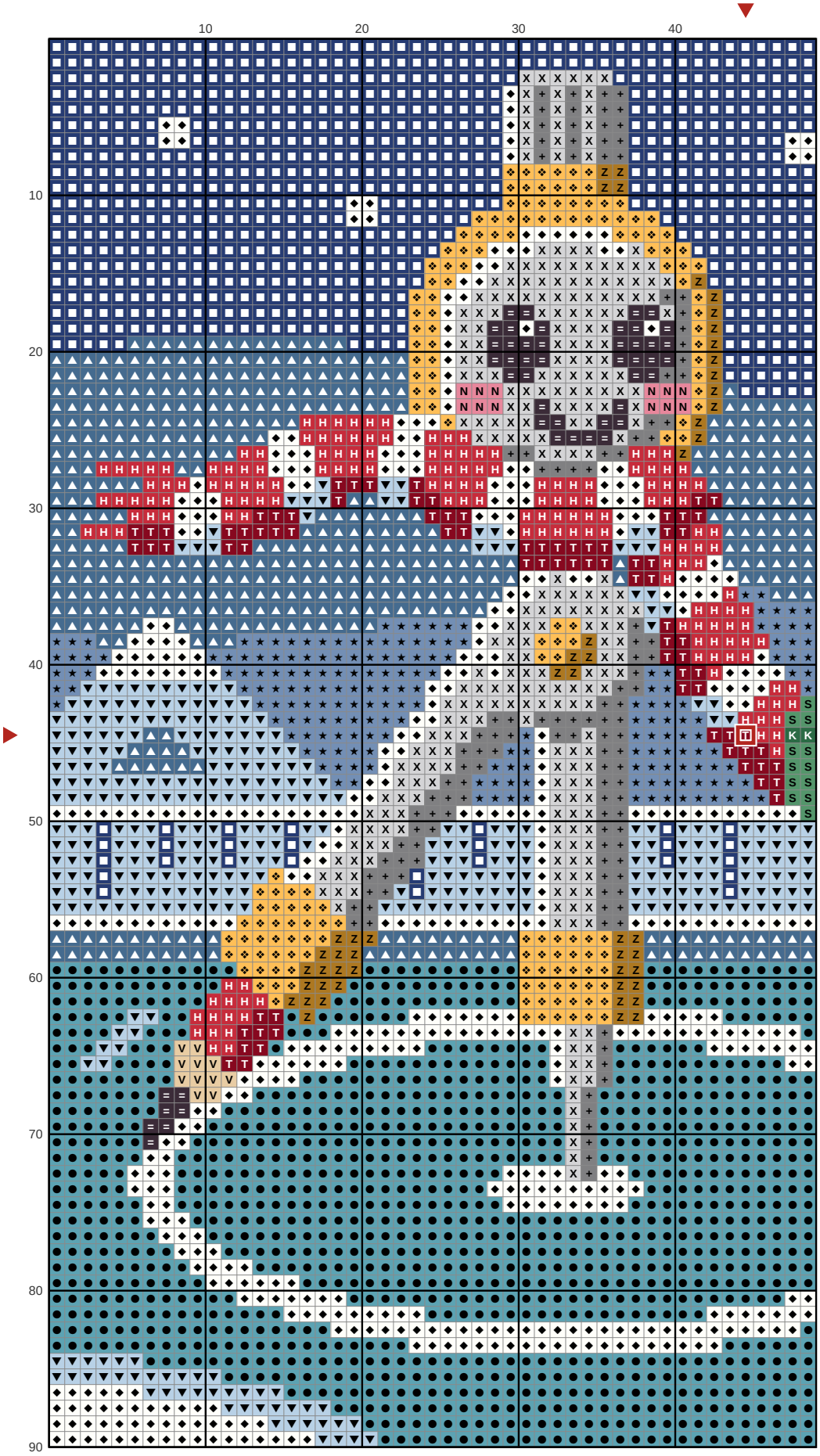

Key

- DMC 597 Turquoise
- DMC 336 Navy Blue
- DMC 798 Dark Delft Blue
- DMC BLANC White
- DMC 3325 Light Baby Blue
- DMC 799 Medium Delft Blue
- DMC 742 Light Tangerine
- DMC 415 Pearl Gray
- DMC 321 Red
- DMC 414 Dark Steel Gray
- DMC 3371 Black Brown
- DMC 782 Dark Topaz
- DMC 738 Very Light Tan
- DMC 815 Medium Garnet
- DMC 3733 Dusty Rose
- DMC 562 Medium Jade
- DMC 561 Very Dark Jade

Whimsical ice-skating drafting tools

Needlepoint pattern

Columns 50 to 90, rows 1 to 90. Gray squares: charted already, do not stitch again

This page is the dark part of the chart

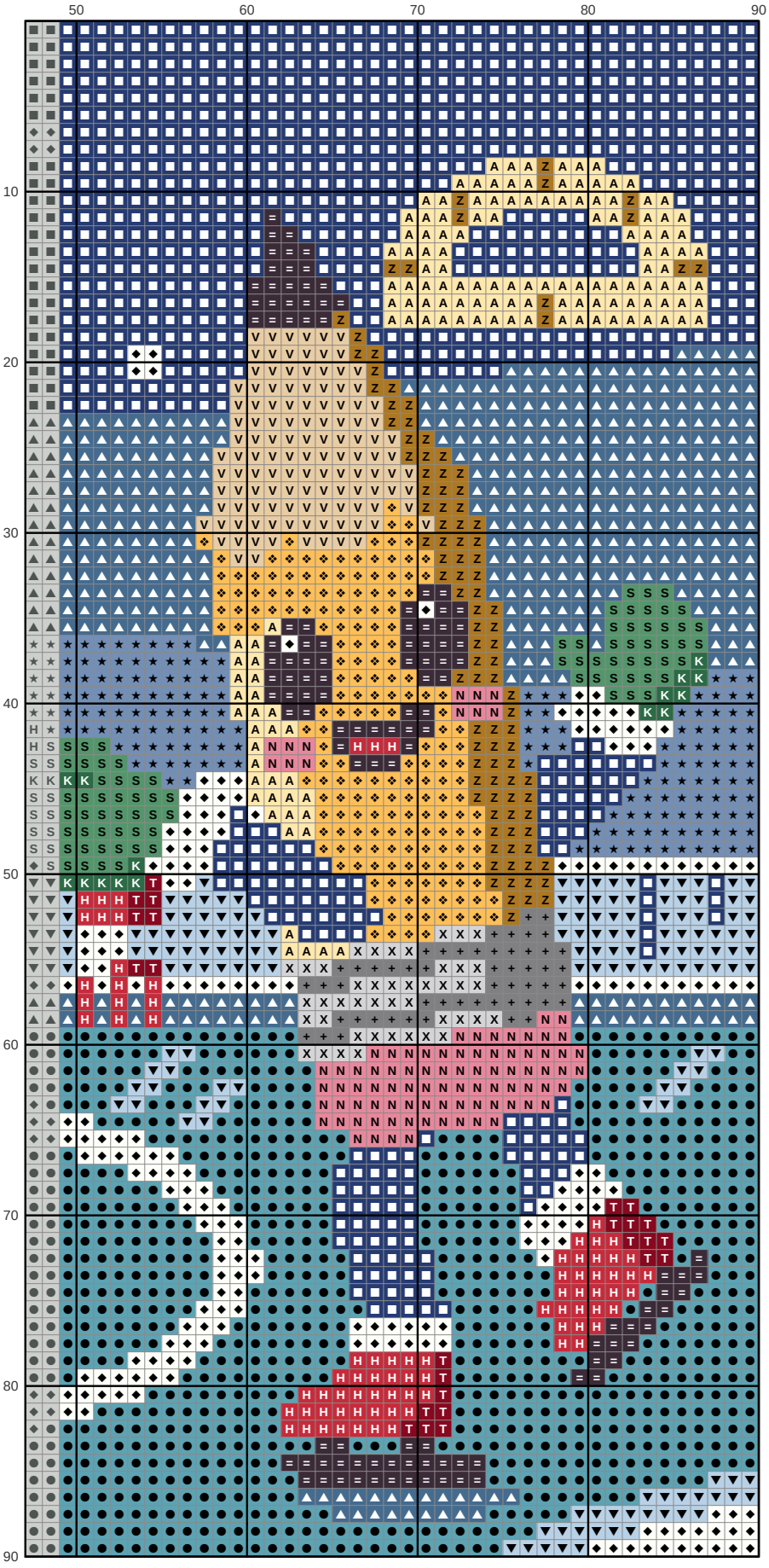

Key

- ● **DMC 597** Turquoise
- ■ **DMC 336** Navy Blue
- ▲ **DMC 798** Dark Delft Blue
- ◆ **DMC BLANC** White
- ▼ **DMC 3325** Light Baby Blue
- ★ **DMC 799** Medium Delft Blue
- ❖ **DMC 742** Light Tangerine
- X **DMC 415** Pearl Gray
- H **DMC 321** Red
- \+ **DMC 414** Dark Steel Gray
- = **DMC 3371** Black Brown
- Z **DMC 782** Dark Topaz
- A **DMC 745** Light Pale Yellow
- V **DMC 738** Very Light Tan
- T **DMC 815** Medium Garnet
- N **DMC 3733** Dusty Rose
- S **DMC 562** Medium Jade
- K **DMC 561** Very Dark Jade