Whimsical drummer boy

Needlepoint pattern | 72 x 72 stitches | 4 x 4 in (10.2 x 10.2 cm) on 18 mesh | 16 colors



How to stitch it



1. Each square is one tent stitch, up at 1, down at 2. Lines in continental, right to left, the canvas upside down for the next row; wide areas in basketweave.
2. Cut 18 in of thread. Start and end it without a knot left behind.
3. Mark the middle of the canvas. It is the outlined square, column 36, row 36 (DMC 437): start there. Count threads, not holes.
4. Go on from it: picture first, background last. End the thread before crossing another color.
5. Last, two more rows all round, each stitch in the color it lies beside: the board's edge hides them.

First time? How to needlepoint: flossfield.com/needlepoint/guides/how-to-start/
How to read a chart: flossfield.com/needlepoint/guides/how-to-read-a-chart/

What you need

Canvas: blank mono canvas, 18 mesh (18 threads to the inch), cut 8.5 in square (21.6 cm).

Needle: blunt tapestry, size 22. Also masking tape for the cut edges, and small scissors.

Thread: six-strand floss, 16 colors, about 16 skeins in all (an estimate). Stitch with 4 strands (5 or 6 if canvas shows).

Make it an ornament: board, thin batting, backing fabric and twisted cord.
How to finish an ornament.

Thread list, DMC

			stitches	skeins
●	**3823**	Ultra Pale Yellow	814	1
■	**3841**	Pale Baby Blue	790	1
▲	**775**	Very Light Baby Blue	638	1
◆	**321**	Red	636	1
▼	**823**	Dark Navy Blue	481	1
★	**797**	Royal Blue	402	1
❖	**3064**	Desert Sand	264	1
X	**433**	Medium Brown	229	1
H	**437**	Light Tan	172	1
+	**3820**	Dark Straw	170	1
=	**3371**	Black Brown	166	1
Z	**726**	Light Topaz	161	1
A	**815**	Medium Garnet	146	1
V	**3772**	Very Dark Desert Sand	56	1
T	**350**	Medium Coral	36	1
N	**741**	Medium Tangerine	23	1

Skeins are estimates, with the two extra rows: the thread a stitch takes on the front and back of 18 mesh canvas, plus 30 percent, rounded up for each color.

Thread colors are approximate screen matches to DMC numbers. Check against real thread before you buy.

For your own stitching, gifts and handmade pieces you sell. Do not resell or share this PDF or copies of it.

Whimsical drummer boy Needlepoint pattern

Chart: 72 x 72 stitches. Start at the red outline



Key

- ● **DMC 3823** Ultra Pale Yellow
- ■ **DMC 3841** Pale Baby Blue
- ▲ **DMC 775** Very Light Baby Blue
- ◆ **DMC 321** Red
- ▼ **DMC 823** Dark Navy Blue
- ★ **DMC 797** Royal Blue
- ❖ **DMC 3064** Desert Sand
- X **DMC 433** Medium Brown
- H **DMC 437** Light Tan
- \+ **DMC 3820** Dark Straw
- = **DMC 3371** Black Brown
- Z **DMC 726** Light Topaz
- A **DMC 815** Medium Garnet
- V **DMC 3772** Very Dark Desert Sand
- T **DMC 350** Medium Coral
- N **DMC 741** Medium Tangerine