Whimsical Easter egg

Needlepoint pattern | 140 x 140 stitches | 14 x 14 in (35.6 x 35.6 cm) on 10 mesh | 24 colors



How to stitch it



1. Each square is one tent stitch, up at 1, down at 2. Lines in continental, right to left, the canvas upside down for the next row; wide areas in basketweave.
2. Cut 18 in of thread. Start and end it without a knot left behind.
3. Mark the middle of the canvas. It is the outlined square on page 2, column 70, row 70 (DMC 333): start there. Count threads, not holes.
4. Go on from it: picture first, background last. Gray squares are on two pages: stitch them once.
5. Last, two more rows all round, each stitch in the color it lies beside: the seam hides them.

First time? How to needlepoint: flossfield.com/needlepoint/guides/how-to-start/
How to read a chart: flossfield.com/needlepoint/guides/how-to-read-a-chart/

What you need

Canvas: blank mono canvas, 10 mesh (10 threads to the inch), cut 18.5 in square (47 cm).

Needle: blunt tapestry, size 18. Also masking tape for the cut edges, and small scissors.

Thread: pearl cotton size 3, 24 colors, about 44 skeins in all (an estimate). Stitch with 2 lengths together.

Make it a pillow: backing fabric, an insert the size of the stitching or an inch larger, and cord or piping for the edge. How to finish a pillow.

Thread list, DMC

			stitches	skeins
●	3808	Ultra Very Dark Turquoise	5,203	9
■	712	Cream	2,080	4
▲	3347	Medium Yellow Green	1,845	4
◆	351	Coral	1,111	2
▼	3821	Straw	1,000	2
★	739	Ultra Very Light Tan	916	2
❖	437	Light Tan	844	2
X	436	Tan	802	2
H	598	Light Turquoise	751	2
+	3345	Dark Hunter Green	647	1
=	434	Light Brown	637	1
Z	597	Turquoise	483	1
A	340	Medium Blue Violet	465	1
V	352	Light Coral	439	1
T	333	Very Dark Blue Violet	437	1
N	3348	Light Yellow Green	355	1
S	350	Medium Coral	317	1
K	801	Dark Coffee Brown	267	1
E	783	Medium Topaz	254	1
C	3747	Very Light Blue Violet	216	1
P	3811	Very Light Turquoise	184	1
U	3810	Dark Turquoise	176	1
L	745	Light Pale Yellow	103	1
2	3371	Black Brown	68	1

Skeins are estimates, with the two extra rows: the thread a stitch takes on the front and back of 10 mesh canvas, plus 30 percent, rounded up for each color.

Thread colors are approximate screen matches to DMC numbers. Check against real thread before you buy.

For your own stitching, gifts and handmade pieces you sell. Do not resell or share this PDF or copies of it.

Whimsical Easter egg

Needlepoint pattern

Columns 1 to 74, rows 1 to 74. Start at the red outline

This page is the dark part of the chart



Key

- **DMC 3808** Ultra Very Dark Turquoise
- **DMC 712** Cream
- **DMC 3347** Medium Yellow Green
- **DMC 351** Coral
- **DMC 3821** Straw
- **DMC 739** Ultra Very Light Tan
- **DMC 436** Tan
- **DMC 598** Light Turquoise
- **DMC 3345** Dark Hunter Green
- **DMC 434** Light Brown
- **DMC 597** Turquoise
- **DMC 352** Light Coral
- **DMC 333** Very Dark Blue Violet
- **DMC 3348** Light Yellow Green
- **DMC 350** Medium Coral
- **DMC 801** Dark Coffee Brown
- **DMC 783** Medium Topaz
- **DMC 3811** Very Light Turquoise
- **DMC 3810** Dark Turquoise

Whimsical Easter egg Needlepoint pattern

Columns 75 to 140, rows 1 to 74. Gray squares: charted already, do not stitch again

This page is the dark part of the chart



Key

●	**DMC 3808** Ultra Very Dark Turquoise	X	**DMC 436** Tan	S	**DMC 350** Medium Coral
■	**DMC 712** Cream	+	**DMC 3345** Dark Hunter Green	K	**DMC 801** Dark Coffee Brown
◆	**DMC 351** Coral	=	**DMC 434** Light Brown	E	**DMC 783** Medium Topaz
▼	**DMC 3821** Straw	A	**DMC 340** Medium Blue Violet	C	**DMC 3747** Very Light Blue Violet
★	**DMC 739** Ultra Very Light Tan	V	**DMC 352** Light Coral	U	**DMC 3810** Dark Turquoise
❖	**DMC 437** Light Tan	T	**DMC 333** Very Dark Blue Violet	2	**DMC 3371** Black Brown

Whimsical Easter egg Needlepoint pattern

Columns 1 to 74, rows 75 to 140. Gray squares: charted already, do not stitch again

This page is the dark part of the chart



Key

- ○ **DMC 3808** Ultra Very Dark Turquoise
- ■ **DMC 712** Cream
- ▲ **DMC 3347** Medium Yellow Green
- ◆ **DMC 351** Coral
- ▼ **DMC 3821** Straw
- ★ **DMC 739** Ultra Very Light Tan
- ❖ **DMC 437** Light Tan
- H **DMC 598** Light Turquoise
- \+ **DMC 3345** Dark Hunter Green
- = **DMC 434** Light Brown
- Z **DMC 597** Turquoise
- A **DMC 340** Medium Blue Violet
- V **DMC 352** Light Coral
- T **DMC 333** Very Dark Blue Violet
- N **DMC 3348** Light Yellow Green
- S **DMC 350** Medium Coral
- E **DMC 783** Medium Topaz
- C **DMC 3747** Very Light Blue Violet
- U **DMC 3810** Dark Turquoise
- L **DMC 745** Light Pale Yellow
- 2 **DMC 3371** Black Brown

Whimsical Easter egg Needlepoint pattern

Columns 75 to 140, rows 75 to 140. Gray squares: charted already, do not stitch again

This page is the dark part of the chart



Key

- ○ **DMC 3808** Ultra Very Dark Turquoise
- ■ **DMC 712** Cream
- ▲ **DMC 3347** Medium Yellow Green
- ◆ **DMC 351** Coral
- ▼ **DMC 3821** Straw
- ★ **DMC 739** Ultra Very Light Tan
- ❖ **DMC 437** Light Tan
- X **DMC 436** Tan
- H **DMC 598** Light Turquoise
- \+ **DMC 3345** Dark Hunter Green
- = **DMC 434** Light Brown
- Z **DMC 597** Turquoise
- A **DMC 340** Medium Blue Violet
- V **DMC 352** Light Coral
- T **DMC 333** Very Dark Blue Violet
- N **DMC 3348** Light Yellow Green
- S **DMC 350** Medium Coral
- K **DMC 801** Dark Coffee Brown
- C **DMC 3747** Very Light Blue Violet
- P **DMC 3811** Very Light Turquoise
- U **DMC 3810** Dark Turquoise