# Whimsical egret in the rain

Needlepoint pattern | 90 x 126 stitches | 5 x 7 in (12.7 x 17.8 cm) on 18 mesh | 20 colors



## How to stitch it




1. Each square is one tent stitch, up at 1, down at 2. Lines in continental, right to left, the canvas upside down for the next row; wide areas in basketweave.
2. Cut 18 in of thread. Start and end it without a knot left behind.
3. Mark the middle of the canvas. It is the outlined square on page 2, column 45, row 63 (DMC 932): start there. Count threads, not holes.
4. Go on from it: picture first, background last. Gray squares are on two pages: stitch them once.
5. When it is done, block it square.

First time? How to needlepoint: flossfield.com/needlepoint/guides/how-to-start/
How to read a chart: flossfield.com/needlepoint/guides/how-to-read-a-chart/

## What you need

**Canvas:** blank mono canvas, 18 mesh (18 threads to the inch), cut 9 in wide x 11 in high (22.9 x 27.9 cm).

**Needle:** blunt tapestry, size 22. Also masking tape for the cut edges, and small scissors.

**Thread:** six-strand floss, 20 colors, about 23 skeins in all (an estimate). Stitch with 4 strands (5 or 6 if canvas shows).

**Frame it:** acid-free board and a frame.
How to frame needlepoint.

## Thread list, DMC

| | | | stitches | skeins |
|---|---|---|---|---|
| ● | 518 | Light Wedgwood | 2,953 | 3 |
| ■ | 807 | Peacock Blue | 1,713 | 2 |
| ▲ | BLANC | White | 880 | 1 |
| ◆ | 320 | Medium Pistachio Green | 879 | 1 |
| ▼ | 3766 | Light Peacock Blue | 875 | 1 |
| ★ | 3823 | Ultra Pale Yellow | 463 | 1 |
| ❖ | 319 | Very Dark Pistachio Green | 450 | 1 |
| X | 702 | Kelly Green | 401 | 1 |
| H | 350 | Medium Coral | 400 | 1 |
| + | 3765 | Very Dark Peacock Blue | 358 | 1 |
| = | 347 | Very Dark Salmon | 358 | 1 |
| Z | 932 | Light Antique Blue | 339 | 1 |
| A | 3752 | Very Light Antique Blue | 248 | 1 |
| V | 898 | Very Dark Coffee Brown | 246 | 1 |
| T | 740 | Tangerine | 198 | 1 |
| N | 742 | Light Tangerine | 194 | 1 |
| S | 738 | Very Light Tan | 153 | 1 |
| K | 3799 | Very Dark Pewter Gray | 120 | 1 |
| E | 907 | Light Parrot Green | 62 | 1 |
| C | 434 | Light Brown | 50 | 1 |

Skeins are estimates: the thread a stitch takes on the front and back of 18 mesh canvas, plus 30 percent, rounded up for each color.
Thread colors are approximate screen matches to DMC numbers. Check against real thread before you buy.
For your own stitching, gifts and handmade pieces you sell. Do not resell or share this PDF or copies of it.

# Whimsical egret in the rain

Needlepoint pattern

Columns 1 to 90, rows 1 to 67. Start at the red outline

This page is the dark part of the chart




## Key

- DMC 518 Light Wedgwood
- DMC 807 Peacock Blue
- DMC BLANC White
- DMC 3823 Ultra Pale Yellow
- DMC 319 Very Dark Pistachio Green
- DMC 350 Medium Coral
- DMC 347 Very Dark Salmon
- DMC 932 Light Antique Blue
- DMC 3752 Very Light Antique Blue
- DMC 898 Very Dark Coffee Brown
- DMC 740 Tangerine
- DMC 742 Light Tangerine
- DMC 738 Very Light Tan
- DMC 3799 Very Dark Pewter Gray
- DMC 434 Light Brown

# Whimsical egret in the rain

Needlepoint pattern

Columns 1 to 90, rows 68 to 126. Gray squares: charted already, do not stitch again

This page is the dark part of the chart




## Key

- DMC 518 Light Wedgwood
- DMC 807 Peacock Blue
- DMC BLANC White
- DMC 320 Medium Pistachio Green
- DMC 3766 Light Peacock Blue
- DMC 3823 Ultra Pale Yellow
- DMC 319 Very Dark Pistachio Green
- DMC 702 Kelly Green
- DMC 3765 Very Dark Peacock Blue
- DMC 932 Light Antique Blue
- DMC 3752 Very Light Antique Blue
- DMC 898 Very Dark Coffee Brown
- DMC 740 Tangerine
- DMC 742 Light Tangerine
- DMC 3799 Very Dark Pewter Gray
- DMC 907 Light Parrot Green
- DMC 434 Light Brown