Whimsical Eiffel Tower and giraffe

Needlepoint pattern | 90 x 90 stitches | 5 x 5 in (12.7 x 12.7 cm) on 18 mesh | 18 colors



How to stitch it



1. Each square is one tent stitch, up at 1, down at 2. Lines in continental, right to left, the canvas upside down for the next row; wide areas in basketweave.
2. Cut 18 in of thread. Start and end it without a knot left behind.
3. Mark the middle of the canvas. It is the outlined square on page 2, column 45, row 45 (DMC 3326): start there. Count threads, not holes.
4. Go on from it: picture first, background last. Gray squares are on two pages: stitch them once.
5. Last, two more rows all round, each stitch in the color it lies beside: the opening's edge hides them.

First time? How to needlepoint: flossfield.com/needlepoint/guides/how-to-start/
How to read a chart: flossfield.com/needlepoint/guides/how-to-read-a-chart/

What you need

Canvas: blank mono canvas, 18 mesh (18 threads to the inch), cut 9.5 in square (24.1 cm).

Needle: blunt tapestry, size 22. Also masking tape for the cut edges, and small scissors.

Thread: six-strand floss, 18 colors, about 19 skeins in all (an estimate). Stitch with 4 strands (5 or 6 if canvas shows).

Fit it into a lid: the box or tray, acid-free board and backing. Measure the opening first.
How to fit it into a lid.

Thread list, DMC

			stitches	skeins
●	963	Ultra Very Light Dusty Rose	1,780	2
■	954	Nile Green	818	1
▲	801	Dark Coffee Brown	578	1
◆	744	Pale Yellow	574	1
▼	3832	Medium Raspberry	541	1
★	819	Light Baby Pink	536	1
❖	369	Very Light Pistachio Green	517	1
X	977	Light Golden Brown	506	1
H	BLANC	White	437	1
+	150	Ultra Very Dark Dusty Rose	388	1
=	333	Very Dark Blue Violet	299	1
Z	3747	Very Light Blue Violet	244	1
A	341	Light Blue Violet	205	1
V	3326	Light Rose	172	1
T	3746	Dark Blue Violet	170	1
N	3855	Light Autumn Gold	160	1
S	562	Medium Jade	128	1
K	340	Medium Blue Violet	47	1

Skeins are estimates, with the two extra rows: the thread a stitch takes on the front and back of 18 mesh canvas, plus 30 percent, rounded up for each color.

Thread colors are approximate screen matches to DMC numbers. Check against real thread before you buy.

For your own stitching, gifts and handmade pieces you sell. Do not resell or share this PDF or copies of it.

Whimsical Eiffel Tower and giraffe

Needlepoint pattern

Columns 1 to 49, rows 1 to 90. Start at the red outline

This page is the dark part of the chart





Key

- ● **DMC 963** Ultra Very Light Dusty Rose
- ■ **DMC 954** Nile Green
- ▲ **DMC 801** Dark Coffee Brown
- ◆ **DMC 744** Pale Yellow
- ▼ **DMC 3832** Medium Raspberry
- ★ **DMC 819** Light Baby Pink
- ❖ **DMC 369** Very Light Pistachio Green
- X **DMC 977** Light Golden Brown
- H **DMC BLANC** White
- \+ **DMC 150** Ultra Very Dark Dusty Rose
- = **DMC 333** Very Dark Blue Violet
- Z **DMC 3747** Very Light Blue Violet
- A **DMC 341** Light Blue Violet
- V **DMC 3326** Light Rose
- T **DMC 3746** Dark Blue Violet
- N **DMC 3855** Light Autumn Gold
- S **DMC 562** Medium Jade
- K **DMC 340** Medium Blue Violet

Whimsical Eiffel Tower and giraffe Needlepoint pattern

Columns 50 to 90, rows 1 to 90. Gray squares: charted already, do not stitch again

This page is the dark part of the chart

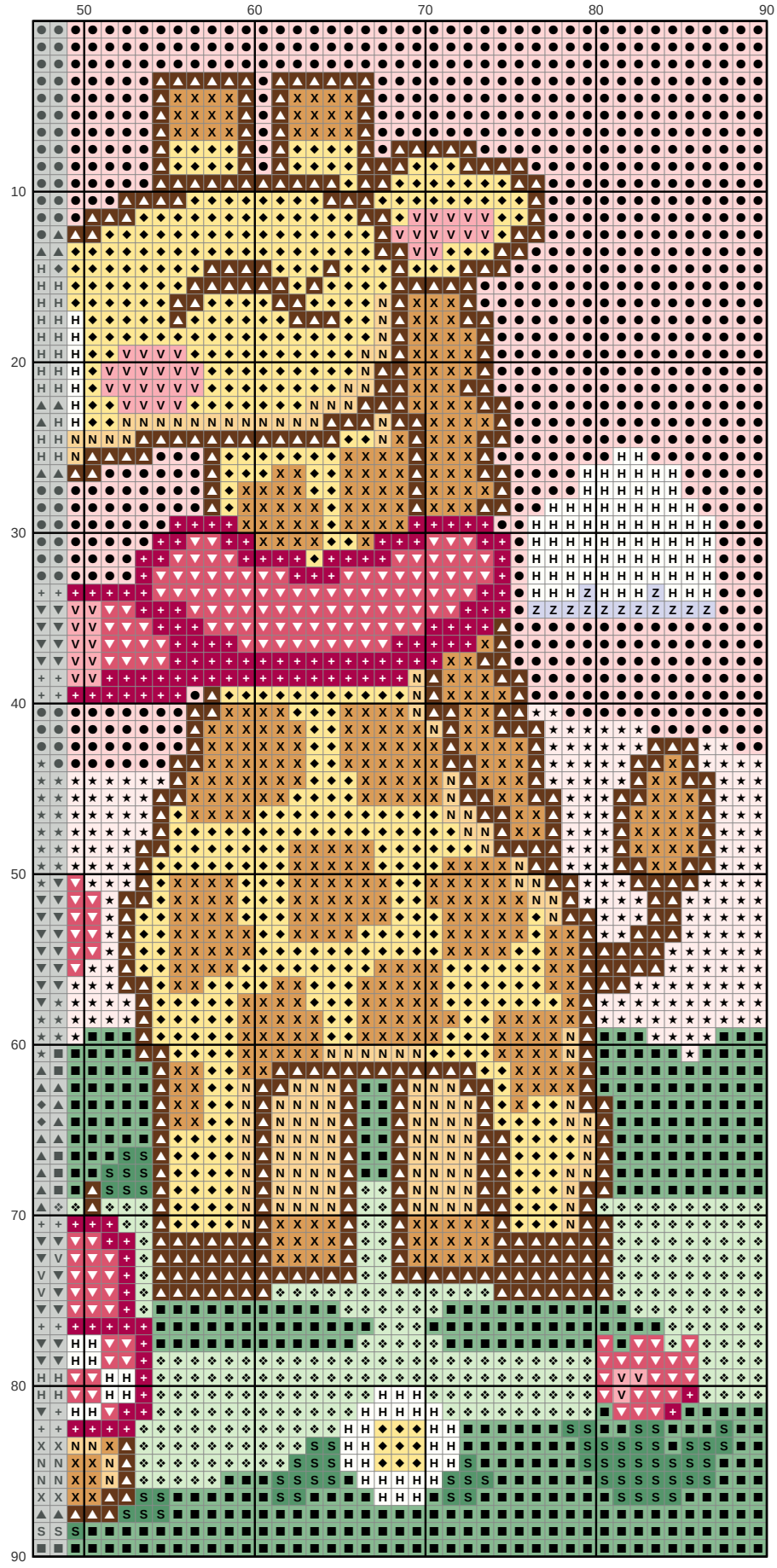

Key

- ● **DMC 963** Ultra Very Light Dusty Rose
- ■ **DMC 954** Nile Green
- ▲ **DMC 801** Dark Coffee Brown
- ◆ **DMC 744** Pale Yellow
- ▼ **DMC 3832** Medium Raspberry
- ★ **DMC 819** Light Baby Pink
- ❖ **DMC 369** Very Light Pistachio Green
- X **DMC 977** Light Golden Brown
- H **DMC BLANC** White
- \+ **DMC 150** Ultra Very Dark Dusty Rose
- Z **DMC 3747** Very Light Blue Violet
- V **DMC 3326** Light Rose
- N **DMC 3855** Light Autumn Gold
- S **DMC 562** Medium Jade