Whimsical fleur-de-lis in a boot

Needlepoint pattern | 90 x 126 stitches | 5 x 7 in (12.7 x 17.8 cm) on 18 mesh | 20 colors



How to stitch it



1. Each square is one tent stitch, up at 1, down at 2. Lines in continental, right to left, the canvas upside down for the next row; wide areas in basketweave.
2. Cut 18 in of thread. Start and end it without a knot left behind.
3. Mark the middle of the canvas. It is the outlined square on page 2, column 45, row 63 (DMC 3341): start there. Count threads, not holes.
4. Go on from it: picture first, background last. Gray squares are on two pages: stitch them once.
5. When it is done, block it square.

First time? How to needlepoint: flossfield.com/needlepoint/guides/how-to-start/
How to read a chart: flossfield.com/needlepoint/guides/how-to-read-a-chart/

What you need

Canvas: blank mono canvas, 18 mesh (18 threads to the inch), cut 9 in wide x 11 in high (22.9 x 27.9 cm).

Needle: blunt tapestry, size 22. Also masking tape for the cut edges, and small scissors.

Thread: six-strand floss, 20 colors, about 23 skeins in all (an estimate). Stitch with 4 strands (5 or 6 if canvas shows).

Frame it: acid-free board and a frame.
How to frame needlepoint.

Thread list, DMC

			stitches	skeins
●	**964**	Light Seagreen	4,074	4
■	**350**	Medium Coral	739	1
▲	**3865**	Winter White	681	1
◆	**3341**	Apricot	650	1
▼	**211**	Light Lavender	598	1
★	**975**	Dark Golden Brown	565	1
❖	**898**	Very Dark Coffee Brown	493	1
X	**3847**	Dark Teal Green	450	1
H	**321**	Red	417	1
+	**209**	Dark Lavender	381	1
=	**976**	Medium Golden Brown	381	1
Z	**3340**	Medium Apricot	360	1
A	**333**	Very Dark Blue Violet	345	1
V	**745**	Light Pale Yellow	285	1
T	**977**	Light Golden Brown	276	1
N	**948**	Very Light Peach	195	1
S	**743**	Medium Yellow	194	1
K	**210**	Medium Lavender	159	1
E	**368**	Light Pistachio Green	49	1
C	**562**	Medium Jade	48	1

Skeins are estimates: the thread a stitch takes on the front and back of 18 mesh canvas, plus 30 percent, rounded up for each color.
Thread colors are approximate screen matches to DMC numbers. Check against real thread before you buy.
For your own stitching, gifts and handmade pieces you sell. Do not resell or share this PDF or copies of it.

Whimsical fleur-de-lis in a boot Needlepoint pattern

Columns 1 to 90, rows 1 to 67. Start at the red outline

This page is the dark part of the chart



Key

- DMC 964 Light Seagreen
- DMC 350 Medium Coral
- DMC 3865 Winter White
- DMC 3341 Apricot
- DMC 211 Light Lavender
- DMC 975 Dark Golden Brown
- DMC 898 Very Dark Coffee Brown
- DMC 3847 Dark Teal Green
- DMC 321 Red
- DMC 209 Dark Lavender
- DMC 976 Medium Golden Brown
- DMC 3340 Medium Apricot
- DMC 333 Very Dark Blue Violet
- DMC 745 Light Pale Yellow
- DMC 948 Very Light Peach
- DMC 743 Medium Yellow
- DMC 210 Medium Lavender

Whimsical fleur-de-lis in a boot Needlepoint pattern

Columns 1 to 90, rows 68 to 126. Gray squares: charted already, do not stitch again

This page is the dark part of the chart



Key

- DMC 964 Light Seagreen
- DMC 350 Medium Coral
- DMC 3865 Winter White
- DMC 3341 Apricot
- DMC 211 Light Lavender
- DMC 975 Dark Golden Brown
- DMC 898 Very Dark Coffee Brown
- DMC 3847 Dark Teal Green
- DMC 321 Red
- DMC 209 Dark Lavender
- DMC 976 Medium Golden Brown
- DMC 3340 Medium Apricot
- DMC 333 Very Dark Blue Violet
- DMC 745 Light Pale Yellow
- DMC 977 Light Golden Brown
- DMC 948 Very Light Peach
- DMC 743 Medium Yellow
- DMC 210 Medium Lavender
- DMC 368 Light Pistachio Green
- DMC 562 Medium Jade