Whimsical flip flops afloat at sunset

Needlepoint pattern | 90 x 90 stitches | 5 x 5 in (12.7 x 12.7 cm) on 18 mesh | 18 colors



How to stitch it



1. Each square is one tent stitch, up at 1, down at 2. Lines in continental, right to left, the canvas upside down for the next row; wide areas in basketweave.
2. Cut 18 in of thread. Start and end it without a knot left behind.
3. Mark the middle of the canvas. It is the outlined square on page 2, column 45, row 45 (DMC 797): start there. Count threads, not holes.
4. Go on from it: picture first, background last. Gray squares are on two pages: stitch them once.
5. Last, two more rows all round, each stitch in the color it lies beside: the opening's edge hides them.

First time? How to needlepoint: flossfield.com/needlepoint/guides/how-to-start/
How to read a chart: flossfield.com/needlepoint/guides/how-to-read-a-chart/

What you need

Canvas: blank mono canvas, 18 mesh (18 threads to the inch), cut 9.5 in square (24.1 cm).

Needle: blunt tapestry, size 22. Also masking tape for the cut edges, and small scissors.

Thread: six-strand floss, 18 colors, about 18 skeins in all (an estimate). Stitch with 4 strands (5 or 6 if canvas shows).

Fit it into a lid: the box or tray, acid-free board and backing. Measure the opening first.
How to fit it into a lid.

Thread list, DMC

			stitches	skeins
●	958	Dark Seagreen	1,097	1
□	798	Dark Delft Blue	834	1
▲	741	Medium Tangerine	684	1
◆	336	Navy Blue	677	1
▼	797	Royal Blue	570	1
★	743	Medium Yellow	539	1
❖	718	Plum	518	1
X	747	Very Light Sky Blue	487	1
H	608	Bright Orange	437	1
+	3801	Very Dark Melon	323	1
=	3805	Cyclamen Pink	319	1
Z	666	Bright Red	313	1
A	745	Light Pale Yellow	308	1
V	327	Dark Violet	305	1
T	964	Light Seagreen	196	1
N	BLANC	White	186	1
S	815	Medium Garnet	164	1
K	605	Very Light Cranberry	143	1

Skeins are estimates, with the two extra rows: the thread a stitch takes on the front and back of 18 mesh canvas, plus 30 percent, rounded up for each color.

Thread colors are approximate screen matches to DMC numbers. Check against real thread before you buy.

For your own stitching, gifts and handmade pieces you sell. Do not resell or share this PDF or copies of it.

Whimsical flip flops afloat at sunset

Needlepoint pattern

Columns 1 to 49, rows 1 to 90. Start at the red outline

This page is the dark part of the chart



Key

- DMC 958 Dark Seagreen
- DMC 798 Dark Delft Blue
- DMC 741 Medium Tangerine
- DMC 336 Navy Blue
- DMC 797 Royal Blue
- DMC 743 Medium Yellow
- DMC 718 Plum
- DMC 747 Very Light Sky Blue
- DMC 608 Bright Orange
- DMC 3801 Very Dark Melon
- DMC 3805 Cyclamen Pink
- DMC 666 Bright Red
- DMC 745 Light Pale Yellow
- DMC 327 Dark Violet
- DMC 964 Light Seagreen
- DMC BLANC White
- DMC 815 Medium Garnet
- DMC 605 Very Light Cranberry

Whimsical flip flops afloat at sunset Needlepoint pattern

Columns 50 to 90, rows 1 to 90. Gray squares: charted already, do not stitch again

This page is the dark part of the chart

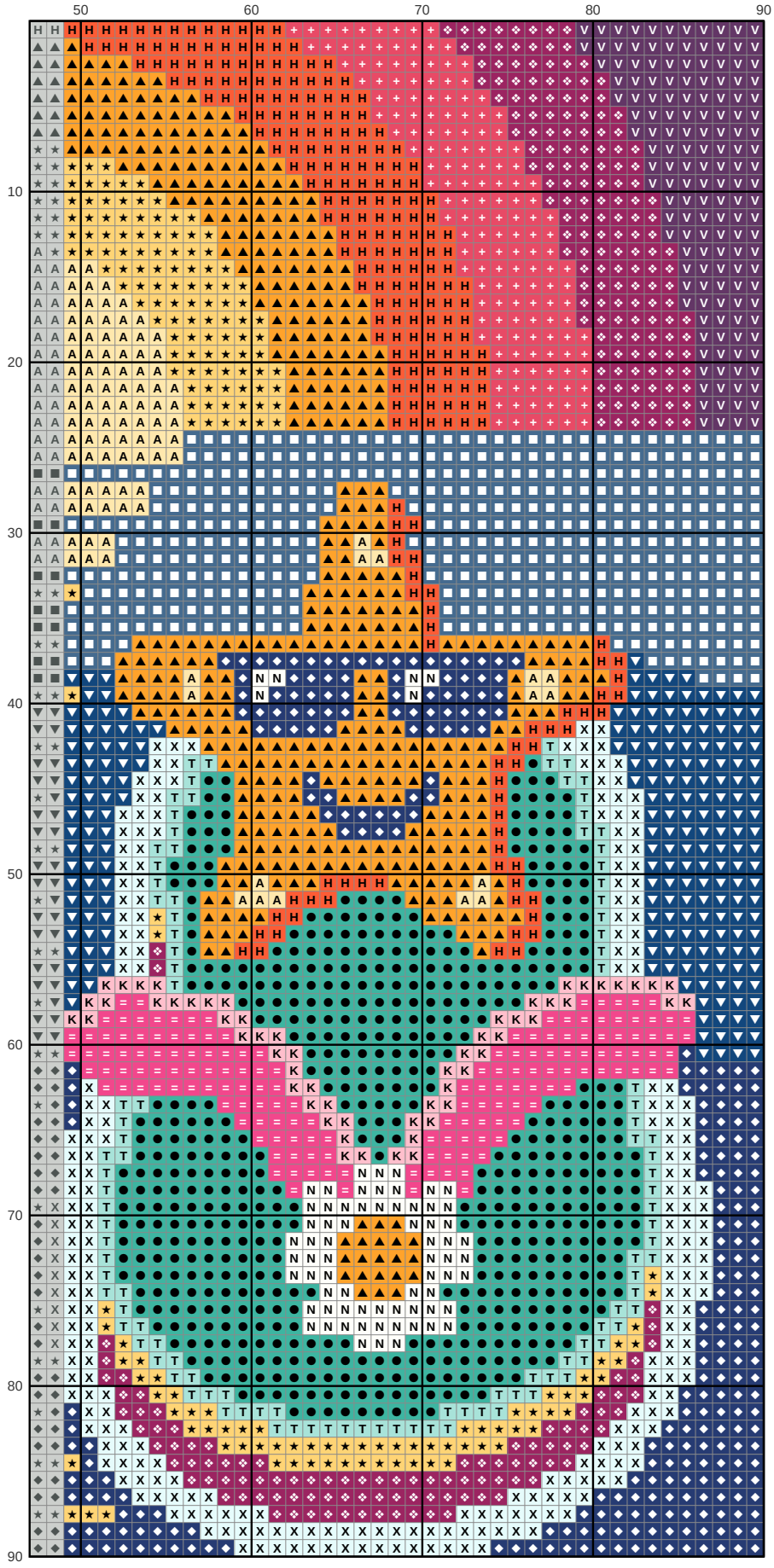

Key

- ● **DMC 958** Dark Seagreen
- ■ **DMC 798** Dark Delft Blue
- ▲ **DMC 741** Medium Tangerine
- ◆ **DMC 336** Navy Blue
- ▼ **DMC 797** Royal Blue
- ★ **DMC 743** Medium Yellow
- ❖ **DMC 718** Plum
- X **DMC 747** Very Light Sky Blue
- H **DMC 608** Bright Orange
- \+ **DMC 3801** Very Dark Melon
- = **DMC 3805** Cyclamen Pink
- A **DMC 745** Light Pale Yellow
- V **DMC 327** Dark Violet
- T **DMC 964** Light Seagreen
- N **DMC BLANC** White
- K **DMC 605** Very Light Cranberry