Whimsical flower basket with a mouse

Needlepoint pattern | 90 x 90 stitches | 5 x 5 in (12.7 x 12.7 cm) on 18 mesh | 18 colors



How to stitch it



1. Each square is one tent stitch, up at 1, down at 2. Lines in continental, right to left, the canvas upside down for the next row; wide areas in basketweave.
2. Cut 18 in of thread. Start and end it without a knot left behind.
3. Mark the middle of the canvas. It is the outlined square on page 2, column 45, row 45 (DMC BLANC): start there. Count threads, not holes.
4. Go on from it: picture first, background last. Gray squares are on two pages: stitch them once.
5. Last, two more rows all round, each stitch in the color it lies beside: the opening's edge hides them.

First time? How to needlepoint: flossfield.com/needlepoint/guides/how-to-start/
How to read a chart: flossfield.com/needlepoint/guides/how-to-read-a-chart/

What you need

Canvas: blank mono canvas, 18 mesh (18 threads to the inch), cut 9.5 in square (24.1 cm).

Needle: blunt tapestry, size 22. Also masking tape for the cut edges, and small scissors.

Thread: six-strand floss, 18 colors, about 19 skeins in all (an estimate). Stitch with 4 strands (5 or 6 if canvas shows).

Fit it into a lid: the box or tray, acid-free board and backing. Measure the opening first.
How to fit it into a lid.

Thread list, DMC

			stitches	skeins
●	3811	Very Light Turquoise	1,440	2
■	3766	Light Peacock Blue	1,028	1
▲	801	Dark Coffee Brown	888	1
◆	738	Very Light Tan	541	1
▼	437	Light Tan	485	1
★	352	Light Coral	469	1
❖	BLANC	White	422	1
X	353	Peach	361	1
H	350	Medium Coral	345	1
+	648	Light Beaver Gray	325	1
=	3371	Black Brown	322	1
Z	3346	Hunter Green	281	1
A	799	Medium Delft Blue	269	1
V	434	Light Brown	245	1
T	815	Medium Garnet	240	1
N	646	Dark Beaver Gray	197	1
S	3348	Light Yellow Green	130	1
K	725	Medium Light Topaz	112	1

Skeins are estimates, with the two extra rows: the thread a stitch takes on the front and back of 18 mesh canvas, plus 30 percent, rounded up for each color.

Thread colors are approximate screen matches to DMC numbers. Check against real thread before you buy.

For your own stitching, gifts and handmade pieces you sell. Do not resell or share this PDF or copies of it.

Whimsical flower basket with a mouse

Needlepoint pattern

Columns 1 to 49, rows 1 to 90. Start at the red outline

This page is the dark part of the chart



Key

- **DMC 3811** Very Light Turquoise
- **DMC 3766** Light Peacock Blue
- **DMC 801** Dark Coffee Brown
- **DMC 738** Very Light Tan
- **DMC 437** Light Tan
- **DMC 352** Light Coral
- **DMC BLANC** White
- **DMC 353** Peach
- **DMC 350** Medium Coral
- **DMC 3346** Hunter Green
- **DMC 799** Medium Delft Blue
- **DMC 434** Light Brown
- **DMC 815** Medium Garnet
- **DMC 3348** Light Yellow Green
- **DMC 725** Medium Light Topaz

Whimsical flower basket with a mouse

Needlepoint pattern

Columns 50 to 90, rows 1 to 90. Gray squares: charted already, do not stitch again

This page is the dark part of the chart



Key

- ● **DMC 3811** Very Light Turquoise
- ■ **DMC 3766** Light Peacock Blue
- ▲ **DMC 801** Dark Coffee Brown
- ◆ **DMC 738** Very Light Tan
- ▼ **DMC 437** Light Tan
- ★ **DMC 352** Light Coral
- ❖ **DMC BLANC** White
- X **DMC 353** Peach
- H **DMC 350** Medium Coral
- \+ **DMC 648** Light Beaver Gray
- = **DMC 3371** Black Brown
- Z **DMC 3346** Hunter Green
- A **DMC 799** Medium Delft Blue
- V **DMC 434** Light Brown
- T **DMC 815** Medium Garnet
- N **DMC 646** Dark Beaver Gray
- S **DMC 3348** Light Yellow Green