Whimsical frog with a leaf umbrella

Needlepoint pattern | 90 x 126 stitches | 5 x 7 in (12.7 x 17.8 cm) on 18 mesh | 20 colors



How to stitch it



1. Each square is one tent stitch, up at 1, down at 2. Lines in continental, right to left, the canvas upside down for the next row; wide areas in basketweave.
2. Cut 18 in of thread. Start and end it without a knot left behind.
3. Mark the middle of the canvas. It is the outlined square on page 2, column 45, row 63 (DMC 471): start there. Count threads, not holes.
4. Go on from it: picture first, background last. Gray squares are on two pages: stitch them once.
5. When it is done, block it square.

First time? How to needlepoint: flossfield.com/needlepoint/guides/how-to-start/
How to read a chart: flossfield.com/needlepoint/guides/how-to-read-a-chart/

What you need

Canvas: blank mono canvas, 18 mesh (18 threads to the inch), cut 9 in wide x 11 in high (22.9 x 27.9 cm).

Needle: blunt tapestry, size 22. Also masking tape for the cut edges, and small scissors.

Thread: six-strand floss, 20 colors, about 21 skeins in all (an estimate). Stitch with 4 strands (5 or 6 if canvas shows).

Frame it: acid-free board and a frame.
How to frame needlepoint.

Thread list, DMC

			stitches	skeins
●	932	Light Antique Blue	1,651	2
□	500	Very Dark Blue Green	1,139	1
▲	3752	Very Light Antique Blue	1,106	1
◆	3753	Ultra Very Light Antique Blue	1,006	1
▼	746	Off White	814	1
★	503	Medium Blue Green	775	1
❖	504	Very Light Blue Green	689	1
X	471	Very Light Avocado Green	623	1
H	936	Very Dark Avocado Green	605	1
+	470	Light Avocado Green	451	1
=	931	Medium Antique Blue	401	1
Z	472	Ultra Light Avocado Green	389	1
A	502	Blue Green	374	1
V	347	Very Dark Salmon	272	1
T	469	Avocado Green	249	1
N	437	Light Tan	202	1
S	434	Light Brown	199	1
K	351	Coral	190	1
E	353	Peach	115	1
C	3371	Black Brown	90	1

Skeins are estimates: the thread a stitch takes on the front and back of 18 mesh canvas, plus 30 percent, rounded up for each color.
Thread colors are approximate screen matches to DMC numbers. Check against real thread before you buy.
For your own stitching, gifts and handmade pieces you sell. Do not resell or share this PDF or copies of it.

Whimsical frog with a leaf umbrella

Needlepoint pattern

Columns 1 to 90, rows 1 to 67. Start at the red outline

This page is the dark part of the chart



Key

- DMC 932 — Light Antique Blue
- DMC 500 — Very Dark Blue Green
- DMC 3752 — Very Light Antique Blue
- DMC 3753 — Ultra Very Light Antique Blue
- DMC 746 — Off White
- DMC 503 — Medium Blue Green
- DMC 504 — Very Light Blue Green
- DMC 471 — Very Light Avocado Green
- DMC 936 — Very Dark Avocado Green
- DMC 470 — Light Avocado Green
- DMC 931 — Medium Antique Blue
- DMC 472 — Ultra Light Avocado Green
- DMC 502 — Blue Green
- DMC 469 — Avocado Green
- DMC 437 — Light Tan
- DMC 434 — Light Brown
- DMC 353 — Peach
- DMC 3371 — Black Brown

Whimsical frog with a leaf umbrella

Needlepoint pattern

Columns 1 to 90, rows 68 to 126. Gray squares: charted already, do not stitch again

This page is the dark part of the chart



Key

- DMC 932 — Light Antique Blue
- DMC 500 — Very Dark Blue Green
- DMC 3752 — Very Light Antique Blue
- DMC 3753 — Ultra Very Light Antique Blue
- DMC 746 — Off White
- DMC 503 — Medium Blue Green
- DMC 471 — Very Light Avocado Green
- DMC 936 — Very Dark Avocado Green
- DMC 470 — Light Avocado Green
- DMC 931 — Medium Antique Blue
- DMC 472 — Ultra Light Avocado Green
- DMC 502 — Blue Green
- DMC 347 — Very Dark Salmon
- DMC 469 — Avocado Green
- DMC 437 — Light Tan
- DMC 434 — Light Brown
- DMC 351 — Coral
- DMC 353 — Peach
- DMC 3371 — Black Brown