Whimsical front door

Needlepoint pattern | 90 x 90 stitches | 5 x 5 in (12.7 x 12.7 cm) on 18 mesh | 18 colors



How to stitch it



1. Each square is one tent stitch, up at 1, down at 2. Lines in continental, right to left, the canvas upside down for the next row; wide areas in basketweave.
2. Cut 18 in of thread. Start and end it without a knot left behind.
3. Mark the middle of the canvas. It is the outlined square on page 2, column 45, row 45 (DMC 3820): start there. Count threads, not holes.
4. Go on from it: picture first, background last. Gray squares are on two pages: stitch them once.
5. Last, two more rows all round, each stitch in the color it lies beside: the opening's edge hides them.

First time? How to needlepoint: flossfield.com/needlepoint/guides/how-to-start/
How to read a chart: flossfield.com/needlepoint/guides/how-to-read-a-chart/

What you need

Canvas: blank mono canvas, 18 mesh (18 threads to the inch), cut 9.5 in square (24.1 cm).

Needle: blunt tapestry, size 22. Also masking tape for the cut edges, and small scissors.

Thread: six-strand floss, 18 colors, about 19 skeins in all (an estimate). Stitch with 4 strands (5 or 6 if canvas shows).

Fit it into a lid: the box or tray, acid-free board and backing. Measure the opening first.
How to fit it into a lid.

Thread list, DMC

			stitches	skeins
●	**3865**	Winter White	1,567	2
■	**435**	Very Light Brown	1,112	1
▲	**321**	Red	829	1
◆	**801**	Dark Coffee Brown	780	1
▼	**3810**	Dark Turquoise	658	1
★	**3841**	Pale Baby Blue	634	1
❖	**3808**	Ultra Very Dark Turquoise	465	1
X	**434**	Light Brown	368	1
H	**3705**	Dark Melon	300	1
+	**815**	Medium Garnet	299	1
=	**3820**	Dark Straw	298	1
Z	**782**	Dark Topaz	208	1
A	**986**	Very Dark Forest Green	165	1
V	**989**	Forest Green	127	1
T	**415**	Pearl Gray	124	1
N	**895**	Very Dark Hunter Green	112	1
S	**414**	Dark Steel Gray	41	1
K	**3371**	Black Brown	13	1

Skeins are estimates, with the two extra rows: the thread a stitch takes on the front and back of 18 mesh canvas, plus 30 percent, rounded up for each color.

Thread colors are approximate screen matches to DMC numbers. Check against real thread before you buy.

For your own stitching, gifts and handmade pieces you sell. Do not resell or share this PDF or copies of it.

Whimsical front door

Needlepoint pattern

Columns 1 to 49, rows 1 to 90. Start at the red outline

This page is the dark part of the chart



Key

- ● **DMC 3865** Winter White
- ■ **DMC 435** Very Light Brown
- ▲ **DMC 321** Red
- ◆ **DMC 801** Dark Coffee Brown
- ▼ **DMC 3810** Dark Turquoise
- ★ **DMC 3841** Pale Baby Blue
- ❖ **DMC 3808** Ultra Very Dark Turquoise
- X **DMC 434** Light Brown
- H **DMC 3705** Dark Melon
- \+ **DMC 815** Medium Garnet
- = **DMC 3820** Dark Straw
- Z **DMC 782** Dark Topaz
- A **DMC 986** Very Dark Forest Green
- V **DMC 989** Forest Green
- T **DMC 415** Pearl Gray
- N **DMC 895** Very Dark Hunter Green
- S **DMC 414** Dark Steel Gray
- K **DMC 3371** Black Brown

Whimsical front door

Needlepoint pattern

Columns 50 to 90, rows 1 to 90. Gray squares: charted already, do not stitch again

This page is the dark part of the chart



Key

- ● **DMC 3865** Winter White
- ■ **DMC 435** Very Light Brown
- ▲ **DMC 321** Red
- ◆ **DMC 801** Dark Coffee Brown
- ▼ **DMC 3810** Dark Turquoise
- ★ **DMC 3841** Pale Baby Blue
- ❖ **DMC 3808** Ultra Very Dark Turquoise
- X **DMC 434** Light Brown
- H **DMC 3705** Dark Melon
- \+ **DMC 815** Medium Garnet
- = **DMC 3820** Dark Straw
- Z **DMC 782** Dark Topaz
- A **DMC 986** Very Dark Forest Green
- V **DMC 989** Forest Green
- T **DMC 415** Pearl Gray
- N **DMC 895** Very Dark Hunter Green
- S **DMC 414** Dark Steel Gray
- K **DMC 3371** Black Brown