Whimsical Gemini the twins

Needlepoint pattern | 90 x 90 stitches | 5 x 5 in (12.7 x 12.7 cm) on 18 mesh | 18 colors



How to stitch it



1. Each square is one tent stitch, up at 1, down at 2. Lines in continental, right to left, the canvas upside down for the next row; wide areas in basketweave.
2. Cut 18 in of thread. Start and end it without a knot left behind.
3. Mark the middle of the canvas. It is the outlined square on page 2, column 45, row 45 (DMC 725): start there. Count threads, not holes.
4. Go on from it: picture first, background last. Gray squares are on two pages: stitch them once.
5. Last, two more rows all round, each stitch in the color it lies beside: the opening's edge hides them.

First time? How to needlepoint: flossfield.com/needlepoint/guides/how-to-start/
How to read a chart: flossfield.com/needlepoint/guides/how-to-read-a-chart/

What you need

Canvas: blank mono canvas, 18 mesh (18 threads to the inch), cut 9.5 in square (24.1 cm).

Needle: blunt tapestry, size 22. Also masking tape for the cut edges, and small scissors.

Thread: six-strand floss, 18 colors, about 18 skeins in all (an estimate). Stitch with 4 strands (5 or 6 if canvas shows).

Fit it into a lid: the box or tray, acid-free board and backing. Measure the opening first.
How to fit it into a lid.

Thread list, DMC

			stitches	skeins
●	3823	Ultra Pale Yellow	1,197	1
■	350	Medium Coral	1,035	1
▲	336	Navy Blue	819	1
◆	3371	Black Brown	780	1
▼	598	Light Turquoise	668	1
★	803	Ultra Very Dark Baby Blue	593	1
❖	436	Tan	554	1
X	939	Very Dark Navy Blue	530	1
H	3811	Very Light Turquoise	352	1
+	817	Very Dark Coral Red	320	1
=	3841	Pale Baby Blue	295	1
Z	745	Light Pale Yellow	235	1
A	725	Medium Light Topaz	171	1
V	433	Medium Brown	134	1
T	352	Light Coral	128	1
N	435	Very Light Brown	120	1
S	898	Very Dark Coffee Brown	116	1
K	437	Light Tan	53	1

Skeins are estimates, with the two extra rows: the thread a stitch takes on the front and back of 18 mesh canvas, plus 30 percent, rounded up for each color.

Thread colors are approximate screen matches to DMC numbers. Check against real thread before you buy.

For your own stitching, gifts and handmade pieces you sell. Do not resell or share this PDF or copies of it.

Whimsical Gemini the twins

Needlepoint pattern

Columns 1 to 49, rows 1 to 90. Start at the red outline

This page is the dark part of the chart





Key

- ● **DMC 3823** Ultra Pale Yellow
- ■ **DMC 350** Medium Coral
- ▲ **DMC 336** Navy Blue
- ◆ **DMC 3371** Black Brown
- ▼ **DMC 598** Light Turquoise
- ★ **DMC 803** Ultra Very Dark Baby Blue
- ❖ **DMC 436** Tan
- X **DMC 939** Very Dark Navy Blue
- H **DMC 3811** Very Light Turquoise
- \+ **DMC 817** Very Dark Coral Red
- = **DMC 3841** Pale Baby Blue
- Z **DMC 745** Light Pale Yellow
- A **DMC 725** Medium Light Topaz
- V **DMC 433** Medium Brown
- T **DMC 352** Light Coral
- N **DMC 435** Very Light Brown
- S **DMC 898** Very Dark Coffee Brown
- K **DMC 437** Light Tan

Whimsical Gemini the twins Needlepoint pattern

Columns 50 to 90, rows 1 to 90. Gray squares: charted already, do not stitch again

This page is the dark part of the chart



Key

- ● **DMC 3823** Ultra Pale Yellow
- ■ **DMC 350** Medium Coral
- ▲ **DMC 336** Navy Blue
- ◆ **DMC 3371** Black Brown
- ▼ **DMC 598** Light Turquoise
- ★ **DMC 803** Ultra Very Dark Baby Blue
- ❖ **DMC 436** Tan
- X **DMC 939** Very Dark Navy Blue
- H **DMC 3811** Very Light Turquoise
- \+ **DMC 817** Very Dark Coral Red
- = **DMC 3841** Pale Baby Blue
- Z **DMC 745** Light Pale Yellow
- A **DMC 725** Medium Light Topaz
- V **DMC 433** Medium Brown
- T **DMC 352** Light Coral
- N **DMC 435** Very Light Brown
- S **DMC 898** Very Dark Coffee Brown
- K **DMC 437** Light Tan