Whimsical ginger jar with a kitten

Needlepoint pattern | 90 x 126 stitches | 5 x 7 in (12.7 x 17.8 cm) on 18 mesh | 19 colors



How to stitch it



1. Each square is one tent stitch, up at 1, down at 2. Lines in continental, right to left, the canvas upside down for the next row; wide areas in basketweave.
2. Cut 18 in of thread. Start and end it without a knot left behind.
3. Mark the middle of the canvas. It is the outlined square on page 2, column 45, row 63 (DMC BLANC): start there. Count threads, not holes.
4. Go on from it: picture first, background last. Gray squares are on two pages: stitch them once.
5. Last, two more rows all round, each stitch in the color it lies beside: the opening's edge hides them.

First time? How to needlepoint: flossfield.com/needlepoint/guides/how-to-start/
How to read a chart: flossfield.com/needlepoint/guides/how-to-read-a-chart/

What you need

Canvas: blank mono canvas, 18 mesh (18 threads to the inch), cut 9.5 in wide x 11.5 in high (24.1 x 29.2 cm).

Needle: blunt tapestry, size 22. Also masking tape for the cut edges, and small scissors.

Thread: six-strand floss, 19 colors, about 22 skeins in all (an estimate). Stitch with 4 strands (5 or 6 if canvas shows).

Fit it into a lid: the box or tray, acid-free board and backing. Measure the opening first.
How to fit it into a lid.

Thread list, DMC

			stitches	skeins
●	**211**	Light Lavender	1,784	2
■	**BLANC**	White	1,767	2
▲	**210**	Medium Lavender	1,285	2
◆	**939**	Very Dark Navy Blue	1,204	1
▼	**3853**	Dark Autumn Gold	1,102	1
★	**797**	Royal Blue	1,092	1
❖	**745**	Light Pale Yellow	877	1
X	**24**	White Lavender	578	1
H	**799**	Medium Delft Blue	374	1
+	**921**	Copper	304	1
=	**3841**	Pale Baby Blue	256	1
Z	**351**	Coral	229	1
A	**3822**	Light Straw	195	1
V	**352**	Light Coral	148	1
T	**3325**	Light Baby Blue	62	1
N	**3708**	Light Melon	39	1
S	**349**	Dark Coral	26	1
K	**703**	Chartreuse	10	1
E	**907**	Light Parrot Green	8	1

Skeins are estimates, with the two extra rows: the thread a stitch takes on the front and back of 18 mesh canvas, plus 30 percent, rounded up for each color.

Thread colors are approximate screen matches to DMC numbers. Check against real thread before you buy.

For your own stitching, gifts and handmade pieces you sell. Do not resell or share this PDF or copies of it.

Whimsical ginger jar with a kitten

Needlepoint pattern

Columns 1 to 90, rows 1 to 67. Start at the red outline

This page is the dark part of the chart



Key

- ● **DMC 211** Light Lavender
- ■ **DMC BLANC** White
- ▲ **DMC 210** Medium Lavender
- ◆ **DMC 939** Very Dark Navy Blue
- ▼ **DMC 3853** Dark Autumn Gold
- ★ **DMC 797** Royal Blue
- X **DMC 24** White Lavender
- H **DMC 799** Medium Delft Blue
- \+ **DMC 921** Copper
- = **DMC 3841** Pale Baby Blue
- Z **DMC 351** Coral
- V **DMC 352** Light Coral
- T **DMC 3325** Light Baby Blue
- N **DMC 3708** Light Melon
- S **DMC 349** Dark Coral

Whimsical ginger jar with a kitten

Needlepoint pattern

Columns 1 to 90, rows 68 to 126. Gray squares: charted already, do not stitch again

This page is the dark part of the chart



Key

- ● **DMC 211** Light Lavender
- ■ **DMC BLANC** White
- ▲ **DMC 210** Medium Lavender
- ◆ **DMC 939** Very Dark Navy Blue
- ▼ **DMC 3853** Dark Autumn Gold
- ★ **DMC 797** Royal Blue
- ❖ **DMC 745** Light Pale Yellow
- X **DMC 24** White Lavender
- H **DMC 799** Medium Delft Blue
- \+ **DMC 921** Copper
- = **DMC 3841** Pale Baby Blue
- Z **DMC 351** Coral
- A **DMC 3822** Light Straw
- V **DMC 352** Light Coral
- S **DMC 349** Dark Coral
- K **DMC 703** Chartreuse
- E **DMC 907** Light Parrot Green