Whimsical globe with a sleeping cat

Needlepoint pattern | 90 x 126 stitches | 5 x 7 in (12.7 x 17.8 cm) on 18 mesh | 20 colors



How to stitch it



1. Each square is one tent stitch, up at 1, down at 2. Lines in continental, right to left, the canvas upside down for the next row; wide areas in basketweave.
2. Cut 18 in of thread. Start and end it without a knot left behind.
3. Mark the middle of the canvas. It is the outlined square on page 2, column 45, row 63 (DMC 747): start there. Count threads, not holes.
4. Go on from it: picture first, background last. Gray squares are on two pages: stitch them once.
5. When it is done, block it square.

First time? How to needlepoint: flossfield.com/needlepoint/guides/how-to-start/
How to read a chart: flossfield.com/needlepoint/guides/how-to-read-a-chart/

What you need

Canvas: blank mono canvas, 18 mesh (18 threads to the inch), cut 9 in wide x 11 in high (22.9 x 27.9 cm).

Needle: blunt tapestry, size 22. Also masking tape for the cut edges, and small scissors.

Thread: six-strand floss, 20 colors, about 21 skeins in all (an estimate). Stitch with 4 strands (5 or 6 if canvas shows).

Frame it: acid-free board and a frame.
How to frame needlepoint.

Thread list, DMC

			stitches	skeins
●	**951**	Light Tawny	1,434	2
■	**3747**	Very Light Blue Violet	1,121	1
▲	**153**	Very Light Violet	1,092	1
◆	**3811**	Very Light Turquoise	981	1
▼	**745**	Light Pale Yellow	945	1
★	**3746**	Dark Blue Violet	698	1
❖	**340**	Medium Blue Violet	636	1
X	**3854**	Medium Autumn Gold	585	1
H	**210**	Medium Lavender	504	1
+	**368**	Light Pistachio Green	485	1
=	**333**	Very Dark Blue Violet	471	1
Z	**3855**	Light Autumn Gold	399	1
A	**801**	Dark Coffee Brown	392	1
V	**597**	Turquoise	351	1
T	**434**	Light Brown	322	1
N	**921**	Copper	317	1
S	**747**	Very Light Sky Blue	275	1
K	**3776**	Light Mahogany	173	1
E	**209**	Dark Lavender	114	1
C	**320**	Medium Pistachio Green	45	1

Skeins are estimates: the thread a stitch takes on the front and back of 18 mesh canvas, plus 30 percent, rounded up for each color.
Thread colors are approximate screen matches to DMC numbers. Check against real thread before you buy.
For your own stitching, gifts and handmade pieces you sell. Do not resell or share this PDF or copies of it.

Whimsical globe with a sleeping cat

Needlepoint pattern

Columns 1 to 90, rows 1 to 67. Start at the red outline

This page is the dark part of the chart



Key

- DMC 951 — Light Tawny
- DMC 3747 — Very Light Blue Violet
- DMC 153 — Very Light Violet
- DMC 3811 — Very Light Turquoise
- DMC 745 — Light Pale Yellow
- DMC 3746 — Dark Blue Violet
- DMC 340 — Medium Blue Violet
- DMC 3854 — Medium Autumn Gold
- DMC 210 — Medium Lavender
- DMC 368 — Light Pistachio Green
- DMC 333 — Very Dark Blue Violet
- DMC 801 — Dark Coffee Brown
- DMC 597 — Turquoise
- DMC 434 — Light Brown
- DMC 747 — Very Light Sky Blue
- DMC 209 — Dark Lavender
- DMC 320 — Medium Pistachio Green

Whimsical globe with a sleeping cat

Needlepoint pattern

Columns 1 to 90, rows 68 to 126. Gray squares: charted already, do not stitch again

This page is the dark part of the chart



Key

- ● **DMC 951** Light Tawny
- ■ **DMC 3747** Very Light Blue Violet
- ▲ **DMC 153** Very Light Violet
- ◆ **DMC 3811** Very Light Turquoise
- ▼ **DMC 745** Light Pale Yellow
- ★ **DMC 3746** Dark Blue Violet
- ❖ **DMC 340** Medium Blue Violet
- X **DMC 3854** Medium Autumn Gold
- H **DMC 210** Medium Lavender
- \+ **DMC 368** Light Pistachio Green
- Z **DMC 3855** Light Autumn Gold
- A **DMC 801** Dark Coffee Brown
- V **DMC 597** Turquoise
- T **DMC 434** Light Brown
- N **DMC 921** Copper
- K **DMC 3776** Light Mahogany
- E **DMC 209** Dark Lavender
- C **DMC 320** Medium Pistachio Green