Whimsical golf cart

Needlepoint pattern | 104 x 104 stitches | 8 x 8 in (20.3 x 20.3 cm) on 13 mesh | 17 colors



How to stitch it



1. Each square is one tent stitch, up at 1, down at 2. Lines in continental, right to left, the canvas upside down for the next row; wide areas in basketweave.
2. Cut 18 in of thread. Start and end it without a knot left behind.
3. Mark the middle of the canvas. It is the outlined square on page 2, column 52, row 52 (DMC 938): start there. Count threads, not holes.
4. Go on from it: picture first, background last. Gray squares are on two pages: stitch them once.
5. Last, two more rows all round, each stitch in the color it lies beside: the seam hides them.

First time? How to needlepoint: flossfield.com/needlepoint/guides/how-to-start/
How to read a chart: flossfield.com/needlepoint/guides/how-to-read-a-chart/

What you need

Canvas: blank mono canvas, 13 mesh (13 threads to the inch), cut 12.5 in square (31.8 cm).

Needle: blunt tapestry, size 20. Also masking tape for the cut edges, and small scissors.

Thread: six-strand floss, 17 colors, about 26 skeins in all (an estimate). Stitch with 7 strands (8 if canvas shows).

Make it a pillow: backing fabric, an insert the size of the stitching or an inch larger, and cord or piping for the edge. How to finish a pillow.

Thread list, DMC

			stitches	skeins
●	**938**	Ultra Dark Coffee Brown	1,863	3
■	**745**	Light Pale Yellow	1,416	3
▲	**598**	Light Turquoise	1,300	3
◆	**3865**	Winter White	830	2
▼	**946**	Medium Burnt Orange	754	2
★	**580**	Dark Moss Green	654	2
❖	**3810**	Dark Turquoise	600	1
X	**920**	Medium Copper	540	1
H	**3820**	Dark Straw	483	1
+	**3808**	Ultra Very Dark Turquoise	457	1
=	**741**	Medium Tangerine	381	1
Z	**436**	Tan	380	1
A	**936**	Very Dark Avocado Green	374	1
V	**433**	Medium Brown	319	1
T	**581**	Moss Green	253	1
N	**321**	Red	187	1
S	**3712**	Medium Salmon	25	1

Skeins are estimates, with the two extra rows: the thread a stitch takes on the front and back of 13 mesh canvas, plus 30 percent, rounded up for each color.

Thread colors are approximate screen matches to DMC numbers. Check against real thread before you buy.

For your own stitching, gifts and handmade pieces you sell. Do not resell or share this PDF or copies of it.

Whimsical golf cart

Needlepoint pattern

Columns 1 to 56, rows 1 to 104. Start at the red outline

This page is the dark part of the chart



Key

- DMC 938 Ultra Dark Coffee Brown
- DMC 745 Light Pale Yellow
- DMC 598 Light Turquoise
- DMC 3865 Winter White
- DMC 946 Medium Burnt Orange
- DMC 580 Dark Moss Green
- DMC 3810 Dark Turquoise
- DMC 920 Medium Copper
- DMC 3820 Dark Straw
- DMC 3808 Ultra Very Dark Turquoise
- DMC 741 Medium Tangerine
- DMC 436 Tan
- DMC 936 Very Dark Avocado Green
- DMC 433 Medium Brown
- DMC 581 Moss Green
- DMC 321 Red

Whimsical golf cart

Needlepoint pattern

Columns 57 to 104, rows 1 to 104. Gray squares: charted already, do not stitch again

This page is the dark part of the chart

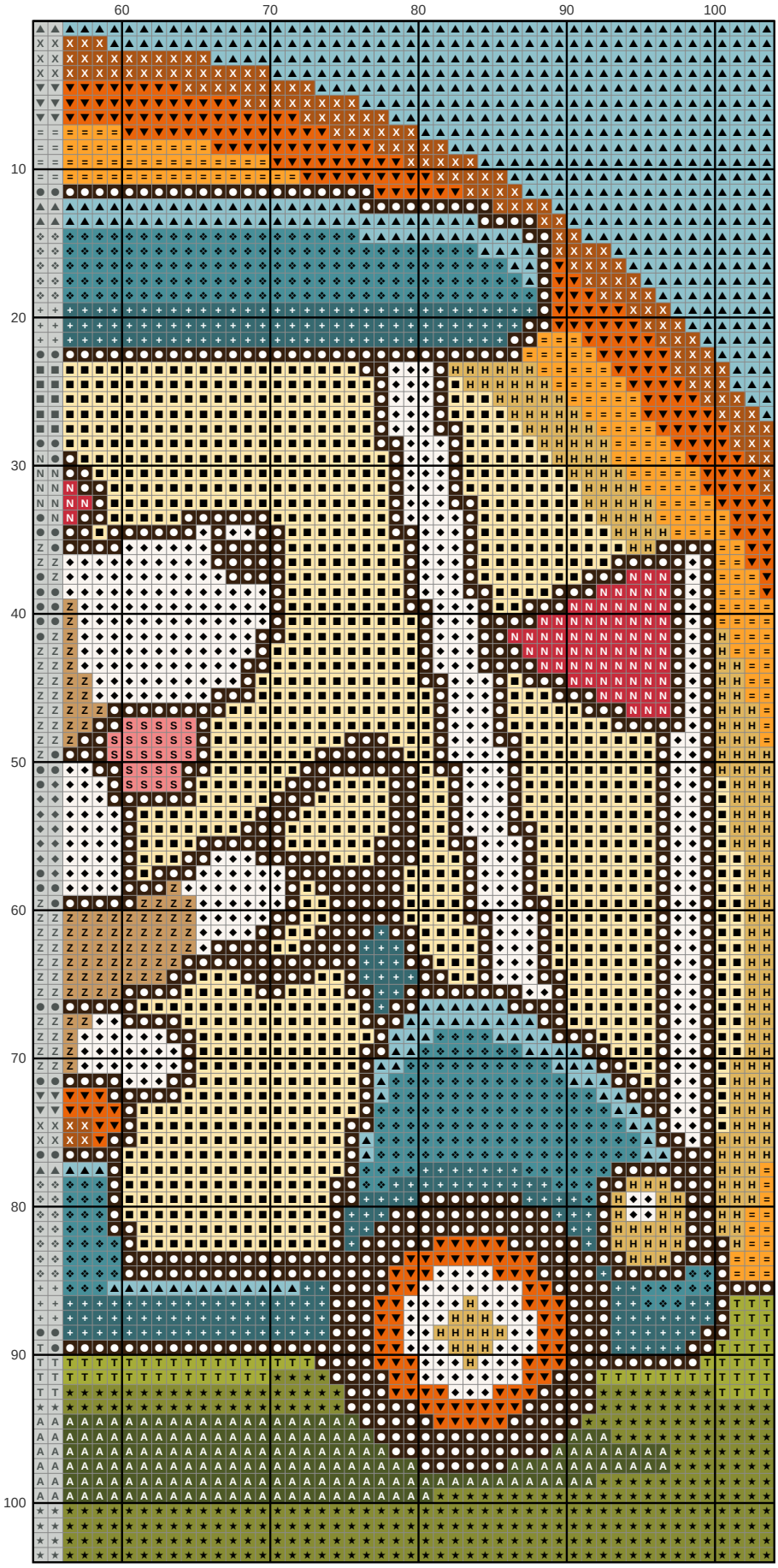

Key

- DMC 938 Ultra Dark Coffee Brown
- DMC 745 Light Pale Yellow
- DMC 598 Light Turquoise
- DMC 3865 Winter White
- DMC 946 Medium Burnt Orange
- DMC 580 Dark Moss Green
- DMC 3810 Dark Turquoise
- DMC 920 Medium Copper
- DMC 3820 Dark Straw
- DMC 3808 Ultra Very Dark Turquoise
- DMC 741 Medium Tangerine
- DMC 436 Tan
- DMC 936 Very Dark Avocado Green
- DMC 581 Moss Green
- DMC 321 Red
- DMC 3712 Medium Salmon