Whimsical gourds in the moonlight

Needlepoint pattern | 90 x 126 stitches | 5 x 7 in (12.7 x 17.8 cm) on 18 mesh | 20 colors



How to stitch it



1. Each square is one tent stitch, up at 1, down at 2. Lines in continental, right to left, the canvas upside down for the next row; wide areas in basketweave.
2. Cut 18 in of thread. Start and end it without a knot left behind.
3. Mark the middle of the canvas. It is the outlined square on page 2, column 45, row 63 (DMC 470): start there. Count threads, not holes.
4. Go on from it: picture first, background last. Gray squares are on two pages: stitch them once.
5. When it is done, block it square.

First time? How to needlepoint: flossfield.com/needlepoint/guides/how-to-start/
How to read a chart: flossfield.com/needlepoint/guides/how-to-read-a-chart/

What you need

Canvas: blank mono canvas, 18 mesh (18 threads to the inch), cut 9 in wide x 11 in high (22.9 x 27.9 cm).

Needle: blunt tapestry, size 22. Also masking tape for the cut edges, and small scissors.

Thread: six-strand floss, 20 colors, about 23 skeins in all (an estimate). Stitch with 4 strands (5 or 6 if canvas shows).

Frame it: acid-free board and a frame.
How to frame needlepoint.

Thread list, DMC

			stitches	skeins
●	939	Very Dark Navy Blue	1,420	2
□	29	Eggplant	1,291	2
▲	32	Dark Blueberry	1,279	2
◆	470	Light Avocado Green	1,001	1
▼	469	Avocado Green	797	1
★	745	Light Pale Yellow	730	1
❖	500	Very Dark Blue Green	590	1
X	3853	Dark Autumn Gold	493	1
H	436	Tan	490	1
+	918	Dark Red Copper	462	1
=	3855	Light Autumn Gold	405	1
Z	738	Very Light Tan	400	1
A	898	Very Dark Coffee Brown	345	1
V	3835	Medium Grape	323	1
T	922	Light Copper	296	1
N	434	Light Brown	293	1
S	3042	Light Antique Violet	237	1
K	920	Medium Copper	225	1
E	3348	Light Yellow Green	152	1
C	501	Dark Blue Green	111	1

Skeins are estimates: the thread a stitch takes on the front and back of 18 mesh canvas, plus 30 percent, rounded up for each color.
Thread colors are approximate screen matches to DMC numbers. Check against real thread before you buy.
For your own stitching, gifts and handmade pieces you sell. Do not resell or share this PDF or copies of it.

Whimsical gourds in the moonlight

Needlepoint pattern

Columns 1 to 90, rows 1 to 67. Start at the red outline

This page is the dark part of the chart



Key

- DMC 939 Very Dark Navy Blue
- DMC 29 Eggplant
- DMC 32 Dark Blueberry
- DMC 470 Light Avocado Green
- DMC 469 Avocado Green
- DMC 745 Light Pale Yellow
- DMC 500 Very Dark Blue Green
- DMC 3853 Dark Autumn Gold
- DMC 436 Tan
- DMC 3855 Light Autumn Gold
- DMC 738 Very Light Tan
- DMC 898 Very Dark Coffee Brown
- DMC 3835 Medium Grape
- DMC 434 Light Brown
- DMC 3042 Light Antique Violet
- DMC 3348 Light Yellow Green

Whimsical gourds in the moonlight

Needlepoint pattern

Columns 1 to 90, rows 68 to 126. Gray squares: charted already, do not stitch again

This page is the dark part of the chart



Key

- **DMC 29** Eggplant
- **DMC 32** Dark Blueberry
- **DMC 470** Light Avocado Green
- **DMC 469** Avocado Green
- **DMC 745** Light Pale Yellow
- **DMC 500** Very Dark Blue Green
- **DMC 3853** Dark Autumn Gold
- **DMC 436** Tan
- **DMC 918** Dark Red Copper
- **DMC 3855** Light Autumn Gold
- **DMC 738** Very Light Tan
- **DMC 898** Very Dark Coffee Brown
- **DMC 3835** Medium Grape
- **DMC 922** Light Copper
- **DMC 434** Light Brown
- **DMC 920** Medium Copper
- **DMC 3348** Light Yellow Green
- **DMC 501** Dark Blue Green