Whimsical guitar

Needlepoint pattern | 90 x 126 stitches | 5 x 7 in (12.7 x 17.8 cm) on 18 mesh | 20 colors



How to stitch it



1. Each square is one tent stitch, up at 1, down at 2. Lines in continental, right to left, the canvas upside down for the next row; wide areas in basketweave.
2. Cut 18 in of thread. Start and end it without a knot left behind.
3. Mark the middle of the canvas. It is the outlined square on page 2, column 45, row 63 (DMC 400): start there. Count threads, not holes.
4. Go on from it: picture first, background last. Gray squares are on two pages: stitch them once.
5. Last, two more rows all round, each stitch in the color it lies beside: the opening's edge hides them.

First time? How to needlepoint: flossfield.com/needlepoint/guides/how-to-start/
How to read a chart: flossfield.com/needlepoint/guides/how-to-read-a-chart/

What you need

Canvas: blank mono canvas, 18 mesh (18 threads to the inch), cut 9.5 in wide x 11.5 in high (24.1 x 29.2 cm).

Needle: blunt tapestry, size 22. Also masking tape for the cut edges, and small scissors.

Thread: six-strand floss, 20 colors, about 22 skeins in all (an estimate). Stitch with 4 strands (5 or 6 if canvas shows).

Fit it into a lid: the box or tray, acid-free board and backing. Measure the opening first.
How to fit it into a lid.

Thread list, DMC

			stitches	skeins
●	**823**	Dark Navy Blue	1,880	2
■	**32**	Dark Blueberry	1,518	2
▲	**3835**	Medium Grape	1,040	1
◆	**152**	Medium Light Shell Pink	922	1
▼	**938**	Ultra Dark Coffee Brown	846	1
★	**977**	Light Golden Brown	674	1
❖	**712**	Cream	663	1
X	**500**	Very Dark Blue Green	643	1
H	**3824**	Light Apricot	514	1
+	**501**	Dark Blue Green	394	1
=	**3848**	Medium Teal Green	339	1
Z	**3078**	Very Light Golden Yellow	287	1
A	**400**	Dark Mahogany	283	1
V	**350**	Medium Coral	274	1
T	**3808**	Ultra Very Dark Turquoise	210	1
N	**3827**	Pale Golden Brown	208	1
S	**744**	Pale Yellow	203	1
K	**742**	Light Tangerine	158	1
E	**815**	Medium Garnet	145	1
C	**976**	Medium Golden Brown	139	1

Skeins are estimates, with the two extra rows: the thread a stitch takes on the front and back of 18 mesh canvas, plus 30 percent, rounded up for each color.

Thread colors are approximate screen matches to DMC numbers. Check against real thread before you buy.

For your own stitching, gifts and handmade pieces you sell. Do not resell or share this PDF or copies of it.

Whimsical guitar

Needlepoint pattern

Columns 1 to 90, rows 1 to 67. Start at the red outline

This page is the dark part of the chart



Key

- **DMC 823** Dark Navy Blue
- **DMC 32** Dark Blueberry
- **DMC 3835** Medium Grape
- **DMC 938** Ultra Dark Coffee Brown
- **DMC 977** Light Golden Brown
- **DMC 712** Cream
- **DMC 3848** Medium Teal Green
- **DMC 3078** Very Light Golden Yellow
- **DMC 400** Dark Mahogany
- **DMC 350** Medium Coral
- **DMC 3808** Ultra Very Dark Turquoise
- **DMC 3827** Pale Golden Brown
- **DMC 744** Pale Yellow
- **DMC 742** Light Tangerine
- **DMC 815** Medium Garnet
- **DMC 976** Medium Golden Brown

Whimsical guitar

Needlepoint pattern

Columns 1 to 90, rows 68 to 126. Gray squares: charted already, do not stitch again

This page is the dark part of the chart



Key

- **DMC 3835** Medium Grape
- **DMC 152** Medium Light Shell Pink
- **DMC 938** Ultra Dark Coffee Brown
- **DMC 977** Light Golden Brown
- **DMC 712** Cream
- **DMC 500** Very Dark Blue Green
- **DMC 3824** Light Apricot
- **DMC 501** Dark Blue Green
- **DMC 3848** Medium Teal Green
- **DMC 3078** Very Light Golden Yellow
- **DMC 400** Dark Mahogany
- **DMC 350** Medium Coral
- **DMC 3808** Ultra Very Dark Turquoise
- **DMC 3827** Pale Golden Brown
- **DMC 744** Pale Yellow
- **DMC 742** Light Tangerine
- **DMC 815** Medium Garnet
- **DMC 976** Medium Golden Brown