Whimsical folding fan with a mouse

Needlepoint pattern | 90 x 90 stitches | 5 x 5 in (12.7 x 12.7 cm) on 18 mesh | 18 colors



How to stitch it



1. Each square is one tent stitch, up at 1, down at 2. Lines in continental, right to left, the canvas upside down for the next row; wide areas in basketweave.
2. Cut 18 in of thread. Start and end it without a knot left behind.
3. Mark the middle of the canvas. It is the outlined square on page 2, column 45, row 45 (DMC 780): start there. Count threads, not holes.
4. Go on from it: picture first, background last. Gray squares are on two pages: stitch them once.
5. Last, two more rows all round, each stitch in the color it lies beside: the opening's edge hides them.

First time? How to needlepoint: flossfield.com/needlepoint/guides/how-to-start/
How to read a chart: flossfield.com/needlepoint/guides/how-to-read-a-chart/

What you need

Canvas: blank mono canvas, 18 mesh (18 threads to the inch), cut 9.5 in square (24.1 cm).

Needle: blunt tapestry, size 22. Also masking tape for the cut edges, and small scissors.

Thread: six-strand floss, 18 colors, about 21 skeins in all (an estimate). Stitch with 4 strands (5 or 6 if canvas shows).

Fit it into a lid: the box or tray, acid-free board and backing. Measure the opening first.
How to fit it into a lid.

Thread list, DMC

			stitches	skeins
●	**211**	Light Lavender	1,604	2
■	**745**	Light Pale Yellow	1,600	2
▲	**739**	Ultra Very Light Tan	1,502	2
◆	**3731**	Very Dark Dusty Rose	790	1
▼	**712**	Cream	430	1
★	**986**	Very Dark Forest Green	424	1
❖	**783**	Medium Topaz	293	1
X	**780**	Ultra Very Dark Topaz	233	1
H	**3862**	Dark Mocha Beige	183	1
+	**3864**	Light Mocha Beige	170	1
=	**210**	Medium Lavender	169	1
Z	**988**	Medium Forest Green	166	1
A	**3350**	Ultra Dark Dusty Rose	153	1
V	**321**	Red	141	1
T	**3863**	Medium Mocha Beige	122	1
N	**3348**	Light Yellow Green	69	1
S	**815**	Medium Garnet	46	1
K	**3371**	Black Brown	5	1

Skeins are estimates, with the two extra rows: the thread a stitch takes on the front and back of 18 mesh canvas, plus 30 percent, rounded up for each color.

Thread colors are approximate screen matches to DMC numbers. Check against real thread before you buy.

For your own stitching, gifts and handmade pieces you sell. Do not resell or share this PDF or copies of it.

Whimsical folding fan with a mouse

Needlepoint pattern

Columns 1 to 49, rows 1 to 90. Start at the red outline

This page is the dark part of the chart



Key

- ● **DMC 211** Light Lavender
- ■ **DMC 745** Light Pale Yellow
- ▲ **DMC 739** Ultra Very Light Tan
- ◆ **DMC 3731** Very Dark Dusty Rose
- ▼ **DMC 712** Cream
- ★ **DMC 986** Very Dark Forest Green
- ❖ **DMC 783** Medium Topaz
- X **DMC 780** Ultra Very Dark Topaz
- H **DMC 3862** Dark Mocha Beige
- = **DMC 210** Medium Lavender
- Z **DMC 988** Medium Forest Green
- A **DMC 3350** Ultra Dark Dusty Rose
- V **DMC 321** Red
- N **DMC 3348** Light Yellow Green
- S **DMC 815** Medium Garnet

Whimsical folding fan with a mouse

Needlepoint pattern

Columns 50 to 90, rows 1 to 90. Gray squares: charted already, do not stitch again

This page is the dark part of the chart



Key

- ● **DMC 211** Light Lavender
- ■ **DMC 745** Light Pale Yellow
- ▲ **DMC 739** Ultra Very Light Tan
- ◆ **DMC 3731** Very Dark Dusty Rose
- ▼ **DMC 712** Cream
- ★ **DMC 986** Very Dark Forest Green
- ❖ **DMC 783** Medium Topaz
- X **DMC 780** Ultra Very Dark Topaz
- H **DMC 3862** Dark Mocha Beige
- \+ **DMC 3864** Light Mocha Beige
- = **DMC 210** Medium Lavender
- Z **DMC 988** Medium Forest Green
- A **DMC 3350** Ultra Dark Dusty Rose
- V **DMC 321** Red
- T **DMC 3863** Medium Mocha Beige
- N **DMC 3348** Light Yellow Green
- S **DMC 815** Medium Garnet
- K **DMC 3371** Black Brown