Whimsical holly

Needlepoint pattern | 160 x 120 stitches | 16 x 12 in (40.6 x 30.5 cm) on 10 mesh | 23 colors



How to stitch it



1. Each square is one tent stitch, up at 1, down at 2. Lines in continental, right to left, the canvas upside down for the next row; wide areas in basketweave.
2. Cut 18 in of thread. Start and end it without a knot left behind.
3. Mark the middle of the canvas. It is the outlined square on page 2, column 80, row 60 (DMC 3790): start there. Count threads, not holes.
4. Go on from it: picture first, background last. Gray squares are on two pages: stitch them once.
5. Last, two more rows all round, each stitch in the color it lies beside: the seam hides them.

First time? How to needlepoint: flossfield.com/needlepoint/guides/how-to-start/
How to read a chart: flossfield.com/needlepoint/guides/how-to-read-a-chart/

What you need

Canvas: blank mono canvas, 10 mesh (10 threads to the inch), cut 20.5 in wide x 16.5 in high (52.1 x 41.9 cm).

Needle: blunt tapestry, size 18. Also masking tape for the cut edges, and small scissors.

Thread: pearl cotton size 3, 23 colors, about 43 skeins in all (an estimate). Stitch with 2 lengths together.

Make it a pillow: backing fabric, an insert the size of the stitching or an inch larger, and cord or piping for the edge. How to finish a pillow.

Thread list, DMC

			stitches	skeins
●	939	Very Dark Navy Blue	3,539	7
■	823	Dark Navy Blue	2,873	5
▲	336	Navy Blue	1,723	3
◆	3747	Very Light Blue Violet	1,298	3
▼	BLANC	White	1,008	2
★	3808	Ultra Very Dark Turquoise	986	2
❖	3810	Dark Turquoise	875	2
X	340	Medium Blue Violet	843	2
H	333	Very Dark Blue Violet	780	2
+	642	Dark Beige Gray	669	2
=	3021	Very Dark Brown Gray	563	1
Z	758	Very Light Terra Cotta	478	1
A	434	Light Brown	449	1
V	743	Medium Yellow	426	1
T	3033	Very Light Mocha Brown	416	1
N	597	Turquoise	405	1
S	3823	Ultra Pale Yellow	399	1
K	3790	Ultra Dark Beige Gray	380	1
E	347	Very Dark Salmon	343	1
C	3820	Dark Straw	258	1
P	815	Medium Garnet	242	1
U	970	Light Pumpkin	170	1
L	782	Dark Topaz	77	1

Skeins are estimates, with the two extra rows: the thread a stitch takes on the front and back of 10 mesh canvas, plus 30 percent, rounded up for each color.

Thread colors are approximate screen matches to DMC numbers. Check against real thread before you buy.

For your own stitching, gifts and handmade pieces you sell. Do not resell or share this PDF or copies of it.

Whimsical holly

Needlepoint pattern

Columns 1 to 84, rows 1 to 64. Start at the red outline

This page is the dark part of the chart

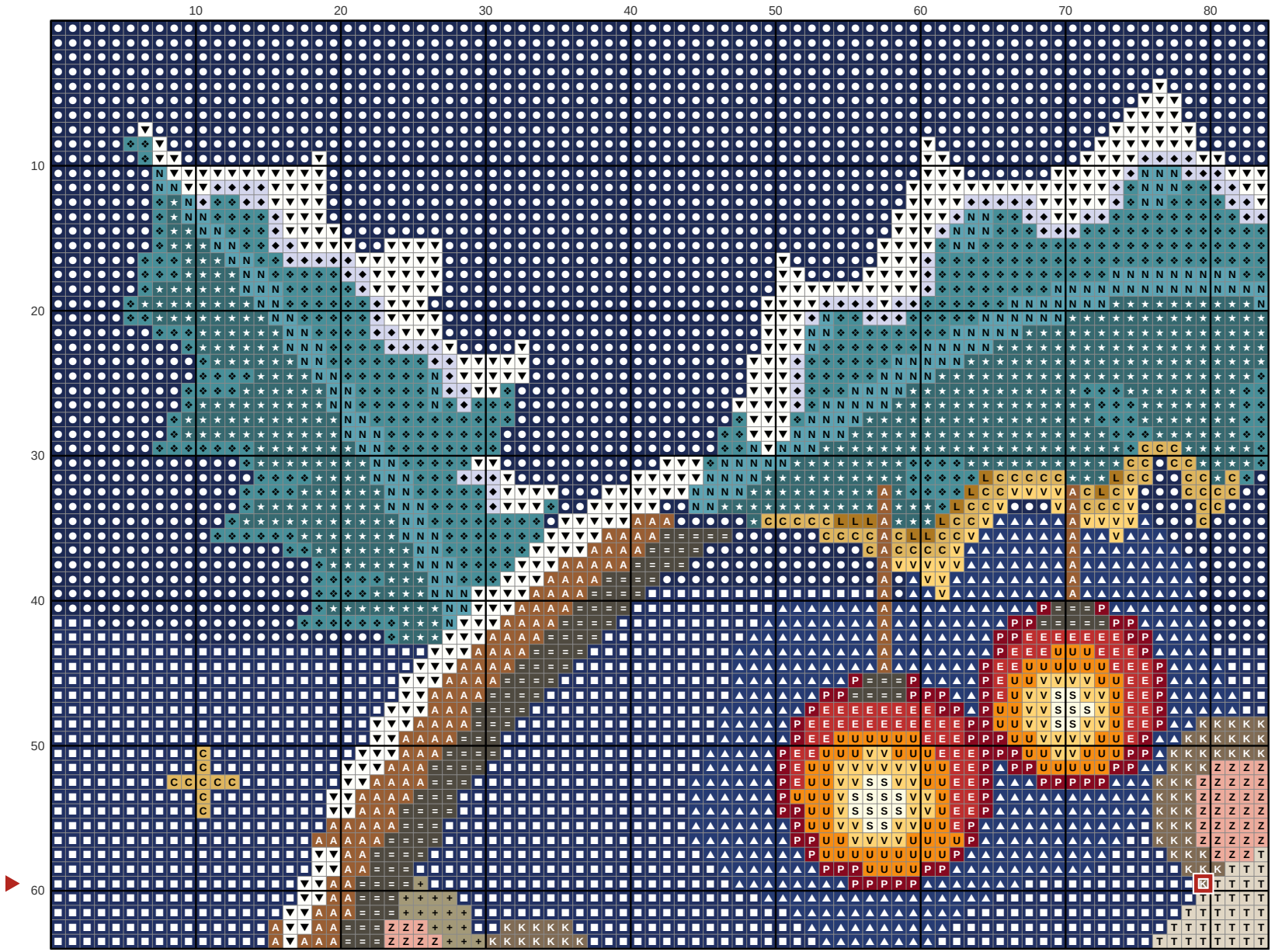

Key

- DMC 939
- DMC 823
- DMC 336 Navy Blue
- DMC 3747
- DMC BLANC White
- DMC 3808
- DMC 3810
- DMC 642
- DMC 3021
- DMC 758
- DMC 434 Light Brown
- DMC 743
- DMC 3033
- DMC 597 Turquoise
- DMC 3823
- DMC 3790
- DMC 347
- DMC 3820
- DMC 815
- DMC 970
- DMC 782 Dark Topaz

Whimsical holly

Needlepoint pattern

Columns 85 to 160, rows 1 to 64. Gray squares: charted already, do not stitch again

This page is the dark part of the chart

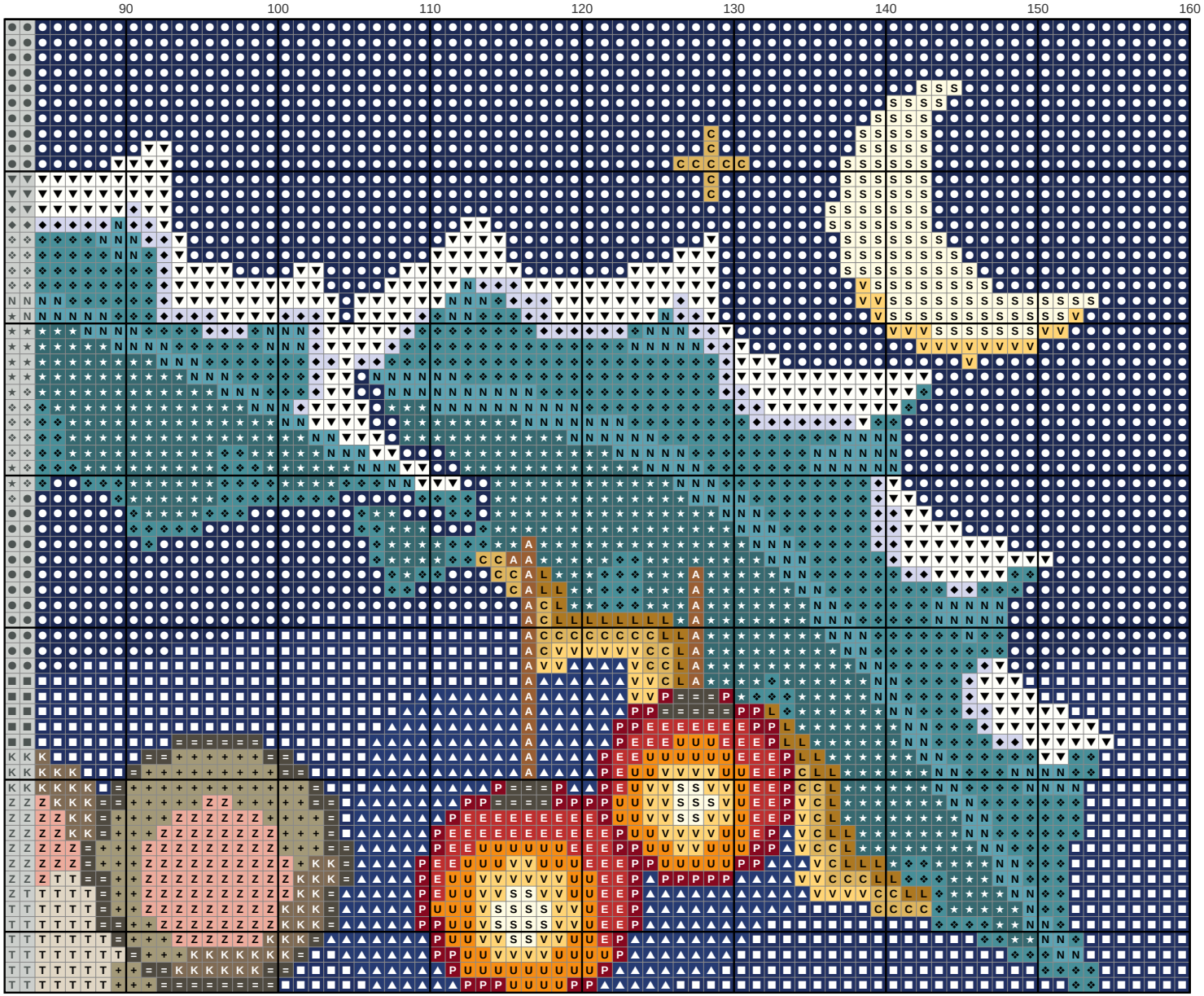

Key

- **DMC 939** Very Dark Navy Blue
- **DMC 823** Dark Navy Blue
- **DMC 336** Navy Blue
- **DMC 3747** Very Light Blue Violet
- **DMC BLANC** White
- **DMC 3808** Ultra Very Dark Turquoise
- **DMC 3810** Dark Turquoise
- **DMC 642** Dark Beige Gray
- **DMC 3021** Very Dark Brown Gray
- **DMC 758** Very Light Terra Cotta
- **DMC 434** Light Brown
- **DMC 743** Medium Yellow
- **DMC 3033** Very Light Mocha Brown
- **DMC 597** Turquoise
- **DMC 3823** Ultra Pale Yellow
- **DMC 3790** Ultra Dark Beige Gray
- **DMC 347** Very Dark Salmon
- **DMC 3820** Dark Straw
- **DMC 815** Medium Garnet
- **DMC 970** Light Pumpkin
- **DMC 782** Dark Topaz

Whimsical holly

Needlepoint pattern

Columns 1 to 84, rows 65 to 120. Gray squares: charted already, do not stitch again

This page is the dark part of the chart



Key

- **DMC 823** Dark Navy Blue
- **DMC 336** Navy Blue
- **DMC 3747** Very Light Blue Violet
- **DMC BLANC** White
- **DMC 3808** Ultra Very Dark Turquoise
- **DMC 340** Medium Blue Violet
- **DMC 333** Very Dark Blue Violet
- **DMC 642** Dark Beige Gray
- **DMC 3021** Very Dark Brown Gray
- **DMC 758** Very Light Terra Cotta
- **DMC 434** Light Brown
- **DMC 743** Medium Yellow
- **DMC 3033** Very Light Mocha Brown
- **DMC 3823** Ultra Pale Yellow
- **DMC 3790** Ultra Dark Beige Gray
- **DMC 347** Very Dark Salmon
- **DMC 3820** Dark Straw
- **DMC 815** Medium Garnet

Whimsical holly Needlepoint pattern

Columns 85 to 160, rows 65 to 120. Gray squares: charted already, do not stitch again

This page is the dark part of the chart



Key

- **DMC 823** Dark Navy Blue
- **DMC 336** Navy Blue
- **DMC 3747** Very Light Blue Violet
- **DMC BLANC** White
- **DMC 3810** Dark Turquoise
- **DMC 340** Medium Blue Violet
- **DMC 333** Very Dark Blue Violet
- **DMC 642** Dark Beige Gray
- **DMC 3021** Very Dark Brown Gray
- **DMC 758** Very Light Terra Cotta
- **DMC 743** Medium Yellow
- **DMC 3033** Very Light Mocha Brown
- **DMC 3823** Ultra Pale Yellow
- **DMC 3790** Ultra Dark Beige Gray
- **DMC 347** Very Dark Salmon
- **DMC 3820** Dark Straw
- **DMC 815** Medium Garnet
- **DMC 782** Dark Topaz