Whimsical horse

Needlepoint pattern | 90 x 90 stitches | 5 x 5 in (12.7 x 12.7 cm) on 18 mesh | 18 colors



How to stitch it



1. Each square is one tent stitch, up at 1, down at 2. Lines in continental, right to left, the canvas upside down for the next row; wide areas in basketweave.
2. Cut 18 in of thread. Start and end it without a knot left behind.
3. Mark the middle of the canvas. It is the outlined square on page 2, column 45, row 45 (DMC 3776): start there. Count threads, not holes.
4. Go on from it: picture first, background last. Gray squares are on two pages: stitch them once.
5. Last, two more rows all round, each stitch in the color it lies beside: the opening's edge hides them.

First time? How to needlepoint: flossfield.com/needlepoint/guides/how-to-start/
How to read a chart: flossfield.com/needlepoint/guides/how-to-read-a-chart/

What you need

Canvas: blank mono canvas, 18 mesh (18 threads to the inch), cut 9.5 in square (24.1 cm).

Needle: blunt tapestry, size 22. Also masking tape for the cut edges, and small scissors.

Thread: six-strand floss, 18 colors, about 20 skeins in all (an estimate). Stitch with 4 strands (5 or 6 if canvas shows).

Fit it into a lid: the box or tray, acid-free board and backing. Measure the opening first.
How to fit it into a lid.

Thread list, DMC

			stitches	skeins
●	**930**	Dark Antique Blue	2,344	3
■	**3776**	Light Mahogany	744	1
▲	**931**	Medium Antique Blue	733	1
◆	**3346**	Hunter Green	524	1
▼	**712**	Cream	520	1
★	**3347**	Medium Yellow Green	410	1
❖	**301**	Medium Mahogany	397	1
X	**932**	Light Antique Blue	353	1
H	**738**	Very Light Tan	328	1
+	**782**	Dark Topaz	320	1
=	**402**	Very Light Mahogany	313	1
Z	**400**	Dark Mahogany	291	1
A	**725**	Medium Light Topaz	253	1
V	**436**	Tan	239	1
T	**3371**	Black Brown	150	1
N	**950**	Light Desert Sand	79	1
S	**727**	Very Light Topaz	74	1
K	**321**	Red	28	1

Skeins are estimates, with the two extra rows: the thread a stitch takes on the front and back of 18 mesh canvas, plus 30 percent, rounded up for each color.

Thread colors are approximate screen matches to DMC numbers. Check against real thread before you buy.

For your own stitching, gifts and handmade pieces you sell. Do not resell or share this PDF or copies of it.

Whimsical horse Needlepoint pattern

Columns 1 to 49, rows 1 to 90. Start at the red outline

This page is the dark part of the chart



Key

- DMC 930 Dark Antique Blue
- DMC 3776 Light Mahogany
- DMC 931 Medium Antique Blue
- DMC 3346 Hunter Green
- DMC 712 Cream
- DMC 3347 Medium Yellow Green
- DMC 301 Medium Mahogany
- DMC 932 Light Antique Blue
- DMC 738 Very Light Tan
- DMC 782 Dark Topaz
- DMC 402 Very Light Mahogany
- DMC 400 Dark Mahogany
- DMC 725 Medium Light Topaz
- DMC 436 Tan
- DMC 3371 Black Brown
- DMC 950 Light Desert Sand
- DMC 727 Very Light Topaz
- DMC 321 Red

Whimsical horse

Needlepoint pattern

Columns 50 to 90, rows 1 to 90. Gray squares: charted already, do not stitch again

This page is the dark part of the chart

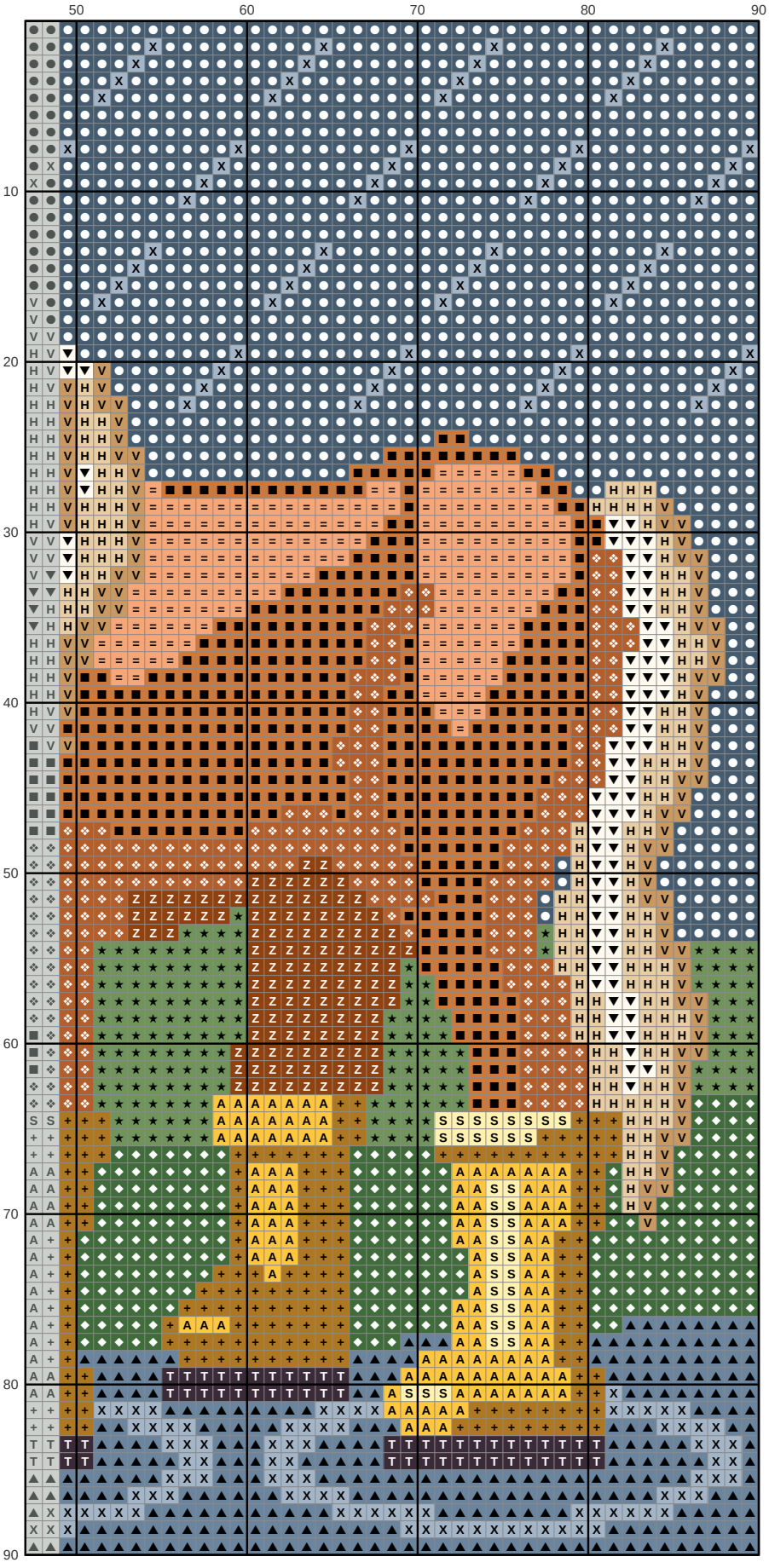

Key

- **DMC 930** Dark Antique Blue
- **DMC 3776** Light Mahogany
- **DMC 931** Medium Antique Blue
- **DMC 3346** Hunter Green
- **DMC 712** Cream
- **DMC 3347** Medium Yellow Green
- **DMC 301** Medium Mahogany
- **DMC 932** Light Antique Blue
- **DMC 738** Very Light Tan
- **DMC 782** Dark Topaz
- **DMC 402** Very Light Mahogany
- **DMC 400** Dark Mahogany
- **DMC 725** Medium Light Topaz
- **DMC 436** Tan
- **DMC 3371** Black Brown
- **DMC 727** Very Light Topaz