Whimsical hot rod with groovy flames

Needlepoint pattern | 90 x 90 stitches | 5 x 5 in (12.7 x 12.7 cm) on 18 mesh | 16 colors



How to stitch it



1. Each square is one tent stitch, up at 1, down at 2. Lines in continental, right to left, the canvas upside down for the next row; wide areas in basketweave.
2. Cut 18 in of thread. Start and end it without a knot left behind.
3. Mark the middle of the canvas. It is the outlined square on page 2, column 45, row 45 (DMC 434): start there. Count threads, not holes.
4. Go on from it: picture first, background last. Gray squares are on two pages: stitch them once.
5. Last, two more rows all round in DMC 3847: the opening's edge hides them.

First time? How to needlepoint: flossfield.com/needlepoint/guides/how-to-start/
How to read a chart: flossfield.com/needlepoint/guides/how-to-read-a-chart/

What you need

Canvas: blank mono canvas, 18 mesh (18 threads to the inch), cut 9.5 in square (24.1 cm).

Needle: blunt tapestry, size 22. Also masking tape for the cut edges, and small scissors.

Thread: six-strand floss, 16 colors, about 17 skeins in all (an estimate). Stitch with 4 strands (5 or 6 if canvas shows).

Fit it into a lid: the box or tray, acid-free board and backing. Measure the opening first.
How to fit it into a lid.

Thread list, DMC

			stitches	skeins
●	3847	Dark Teal Green	1,639	2
■	3371	Black Brown	1,069	1
▲	919	Red Copper	1,054	1
◆	712	Cream	888	1
▼	725	Medium Light Topaz	724	1
★	970	Light Pumpkin	714	1
❖	801	Dark Coffee Brown	384	1
X	745	Light Pale Yellow	379	1
H	3848	Medium Teal Green	306	1
+	318	Light Steel Gray	185	1
=	434	Light Brown	184	1
Z	762	Very Light Pearl Gray	137	1
A	3849	Light Teal Green	126	1
V	739	Ultra Very Light Tan	124	1
T	964	Light Seagreen	97	1
N	413	Dark Pewter Gray	90	1

Skeins are estimates, with the two extra rows: the thread a stitch takes on the front and back of 18 mesh canvas, plus 30 percent, rounded up for each color.

Thread colors are approximate screen matches to DMC numbers. Check against real thread before you buy.

For your own stitching, gifts and handmade pieces you sell. Do not resell or share this PDF or copies of it.

Whimsical hot rod with groovy flames

Needlepoint pattern

Columns 1 to 49, rows 1 to 90. Start at the red outline

This page is the dark part of the chart

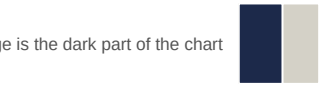

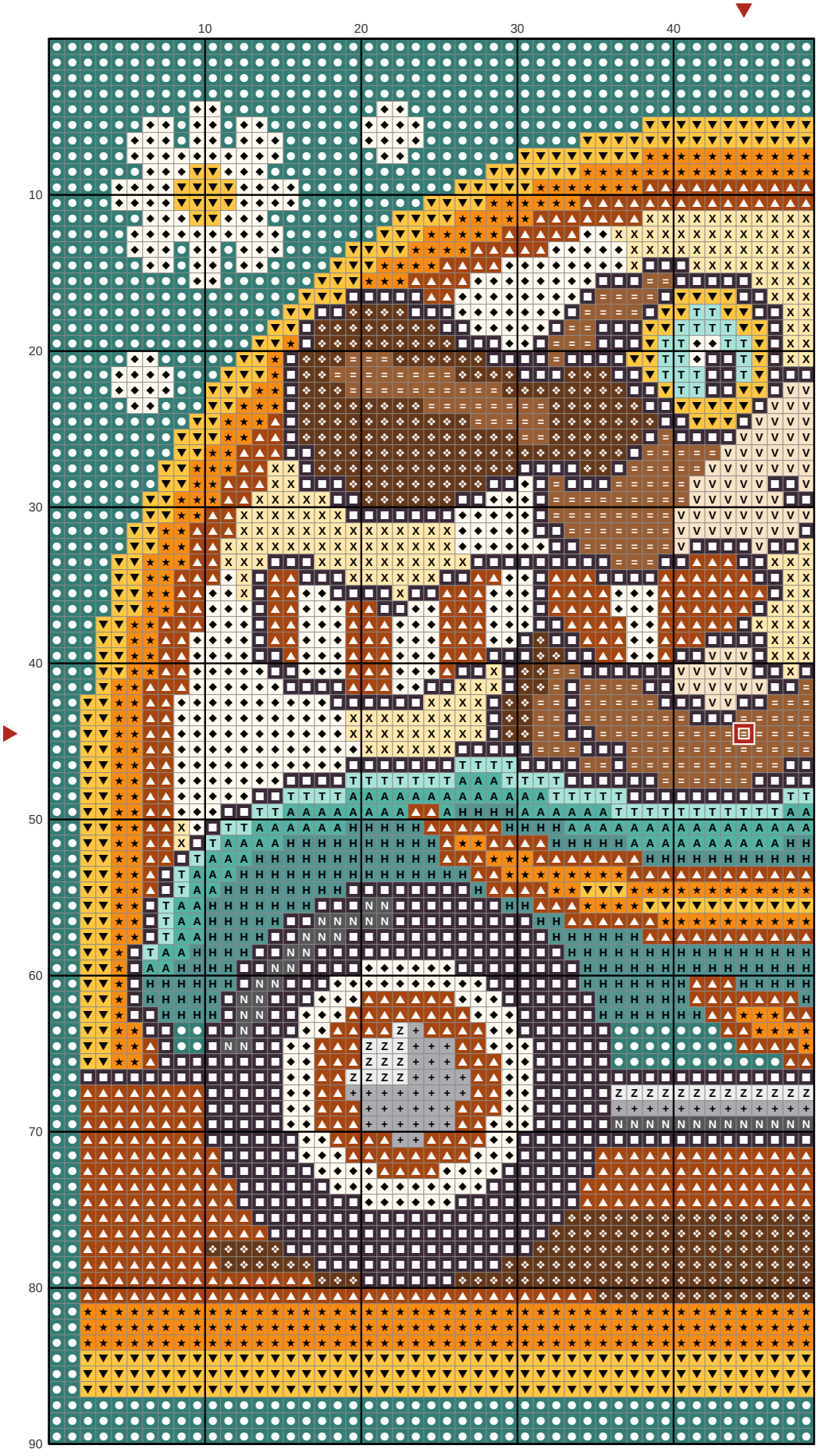

Key

- DMC 3847 Dark Teal Green
- DMC 3371 Black Brown
- DMC 919 Red Copper
- DMC 712 Cream
- DMC 725 Medium Light Topaz
- DMC 970 Light Pumpkin
- DMC 801 Dark Coffee Brown
- DMC 745 Light Pale Yellow
- DMC 3848 Medium Teal Green
- DMC 318 Light Steel Gray
- DMC 434 Light Brown
- DMC 762 Very Light Pearl Gray
- DMC 3849 Light Teal Green
- DMC 739 Ultra Very Light Tan
- DMC 964 Light Seagreen
- DMC 413 Dark Pewter Gray

Whimsical hot rod with groovy flames

Needlepoint pattern

Columns 50 to 90, rows 1 to 90. Gray squares: charted already, do not stitch again

This page is the dark part of the chart

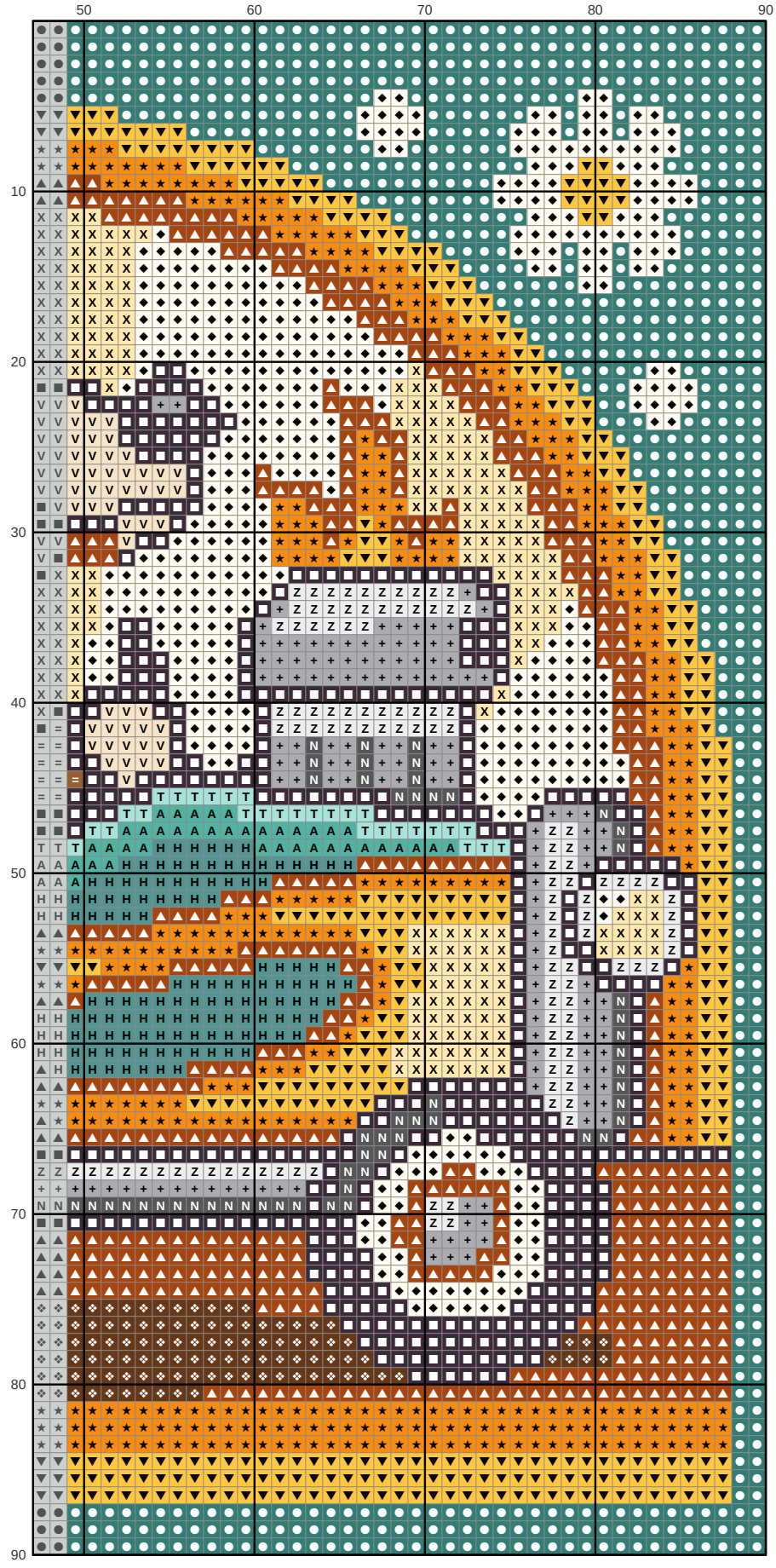

Key

- DMC 3847 Dark Teal Green
- DMC 3371 Black Brown
- DMC 919 Red Copper
- DMC 712 Cream
- DMC 725 Medium Light Topaz
- DMC 970 Light Pumpkin
- DMC 801 Dark Coffee Brown
- DMC 745 Light Pale Yellow
- DMC 3848 Medium Teal Green
- DMC 318 Light Steel Gray
- DMC 434 Light Brown
- DMC 762 Very Light Pearl Gray
- DMC 3849 Light Teal Green
- DMC 739 Ultra Very Light Tan
- DMC 964 Light Seagreen
- DMC 413 Dark Pewter Gray