Whimsical Siberian husky stocking

Needlepoint pattern | 143 x 234 stitches | 11 x 18 in (27.9 x 45.7 cm) on 13 mesh | 24 colors



How to stitch it



1. Each square is one tent stitch, up at 1, down at 2. Lines in continental, right to left, the canvas upside down for the next row; wide areas in basketweave.
2. Cut 18 in of thread. Start and end it without a knot left behind.
3. Mark the crossing 2 in from the top and right edges of the canvas. It is the outlined square, top right of page 2, column 143, row 1 (DMC 823): start there. Count threads, not holes.
4. The name first, where you put one on it, then downward, background as you go. Gray squares are on two pages: stitch them once. Empty squares stay bare.
5. Last, two more rows all round, each stitch in the color it lies beside: the seam hides them. Ask your finisher first.

The dashed box on the cuff is the place for a name, and the two red marks are its middle: type one on the pattern's page to have it charted.

First time? How to needlepoint: flossfield.com/needlepoint/guides/how-to-start/
How to read a chart: flossfield.com/needlepoint/guides/how-to-read-a-chart/

What you need

Canvas: blank mono canvas, 13 mesh (13 threads to the inch), cut 15.5 in wide x 22.5 in high (39.4 x 57.2 cm).

Needle: blunt tapestry, size 20. Also masking tape for the cut edges, and small scissors.

Thread: six-strand floss, 24 colors, about 49 skeins in all (an estimate). Stitch with 7 strands (8 if canvas shows).

Make it a stocking: a finisher, who backs and lines it (ask months before Christmas), or backing, lining, cord and a loop to sew it up yourself. How to finish a stocking.

Thread list, DMC

			stitches	skeins
●	**823**	Dark Navy Blue	5,099	9
■	**341**	Light Blue Violet	2,989	6
▲	**BLANC**	White	2,282	4
◆	**3747**	Very Light Blue Violet	1,781	3
▼	**3746**	Dark Blue Violet	1,360	3
★	**3847**	Dark Teal Green	1,202	2
❖	**336**	Navy Blue	971	2
X	**340**	Medium Blue Violet	901	2
H	**317**	Pewter Gray	825	2
+	**321**	Red	748	2
=	**3799**	Very Dark Pewter Gray	612	1
Z	**333**	Very Dark Blue Violet	607	1
A	**815**	Medium Garnet	486	1
V	**3849**	Light Teal Green	469	1
T	**310**	Black	459	1
N	**745**	Light Pale Yellow	353	1
S	**318**	Light Steel Gray	346	1
K	**436**	Tan	308	1
E	**433**	Medium Brown	289	1
C	**3820**	Dark Straw	274	1
P	**964**	Light Seagreen	223	1
U	**760**	Salmon	158	1
L	**801**	Dark Coffee Brown	141	1
2	**3755**	Baby Blue	37	1

Skeins are estimates, with the two extra rows: the thread a stitch takes on the front and back of 13 mesh canvas, plus 30 percent, rounded up for each color.

Thread colors are approximate screen matches to DMC numbers. Check against real thread before you buy.

For your own stitching, gifts and handmade pieces you sell. Do not resell or share this PDF or copies of it.

Whimsical Siberian husky stocking

Needlepoint pattern

Columns 62 to 143, rows 1 to 71. Start at the red outline

This page is the dark part of the chart



Key

- DMC 823 Dark Navy Blue
- DMC BLANC White
- DMC 3747 Very Light Blue Violet
- DMC 3746 Dark Blue Violet
- DMC 3847 Dark Teal Green
- DMC 340 Medium Blue Violet
- DMC 333 Very Dark Blue Violet
- DMC 3849 Light Teal Green
- DMC 745 Light Pale Yellow
- DMC 964 Light Seagreen

Whimsical Siberian husky stocking

Needlepoint pattern

Columns 61 to 143, rows 72 to 140. Gray squares: charted already, do not stitch again

This page is the dark part of the chart



Key

- **DMC 823** Dark Navy Blue
- **DMC 341** Light Blue Violet
- **DMC BLANC** White
- **DMC 3747** Very Light Blue Violet
- **DMC 3746** Dark Blue Violet
- **DMC 3847** Dark Teal Green
- **DMC 336** Navy Blue
- **DMC 340** Medium Blue Violet
- **DMC 317** Pewter Gray
- **DMC 3799** Very Dark Pewter Gray
- **DMC 333** Very Dark Blue Violet
- **DMC 3849** Light Teal Green
- **DMC 310** Black
- **DMC 745** Light Pale Yellow
- **DMC 318** Light Steel Gray
- **DMC 436** Tan
- **DMC 3820** Dark Straw
- **DMC 964** Light Seagreen
- **DMC 760** Salmon
- **DMC 3755** Baby Blue

Whimsical Siberian husky stocking

Needlepoint pattern

Columns 1 to 72, rows 141 to 234. Gray squares: charted already, do not stitch again

This page is the dark part of the chart

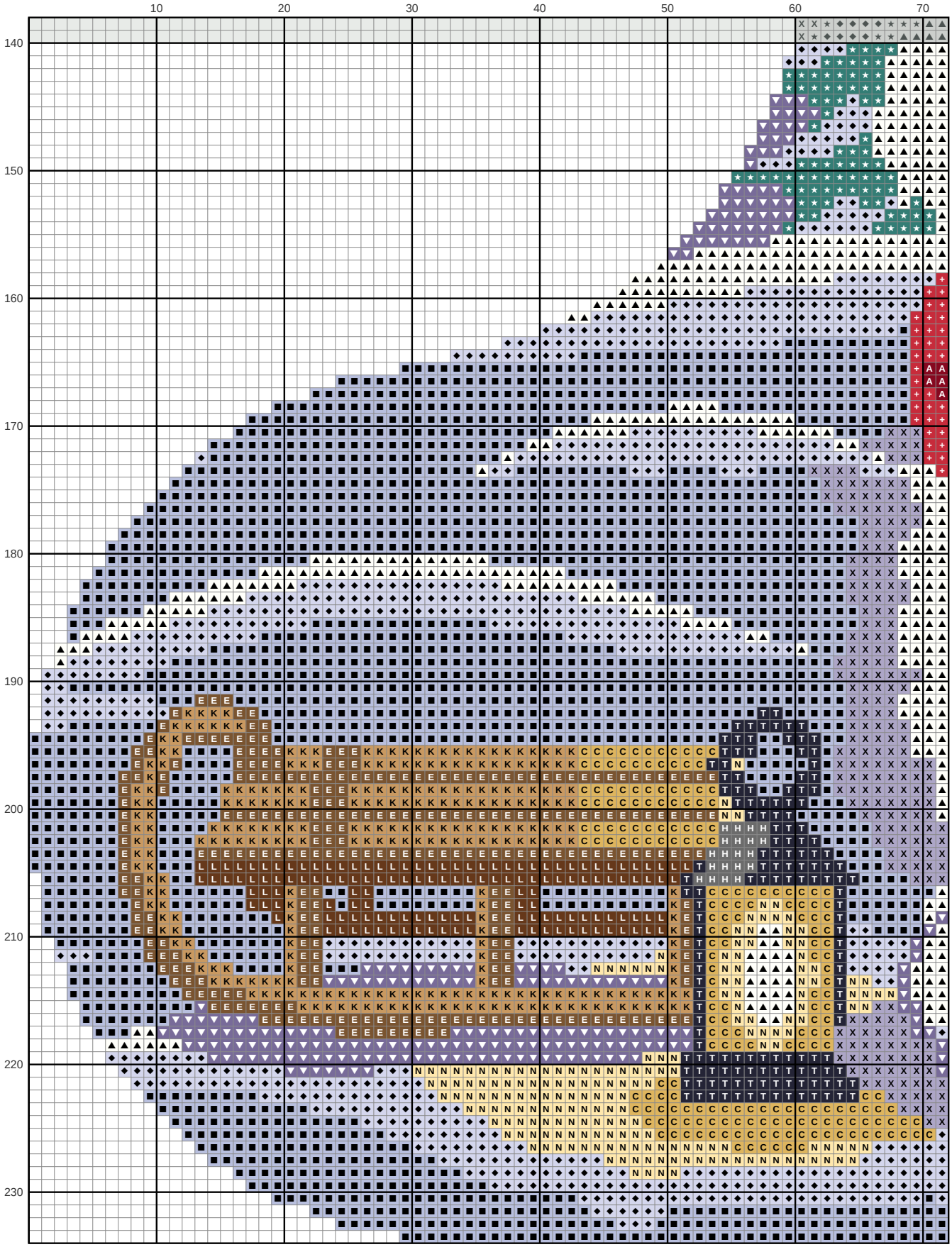

Whimsical Siberian husky stocking

Needlepoint pattern

Columns 73 to 143, rows 141 to 234. Gray squares: charted already, do not stitch again

This page is the dark part of the chart

