Whimsical hydrangea

Needlepoint pattern | 90 x 90 stitches | 5 x 5 in (12.7 x 12.7 cm) on 18 mesh | 18 colors



How to stitch it



1. Each square is one tent stitch, up at 1, down at 2. Lines in continental, right to left, the canvas upside down for the next row; wide areas in basketweave.
2. Cut 18 in of thread. Start and end it without a knot left behind.
3. Mark the middle of the canvas. It is the outlined square on page 2, column 45, row 45 (DMC 826): start there. Count threads, not holes.
4. Go on from it: picture first, background last. Gray squares are on two pages: stitch them once.
5. Last, two more rows all round, each stitch in the color it lies beside: the opening's edge hides them.

First time? How to needlepoint: flossfield.com/needlepoint/guides/how-to-start/
How to read a chart: flossfield.com/needlepoint/guides/how-to-read-a-chart/

What you need

Canvas: blank mono canvas, 18 mesh (18 threads to the inch), cut 9.5 in square (24.1 cm).

Needle: blunt tapestry, size 22. Also masking tape for the cut edges, and small scissors.

Thread: six-strand floss, 18 colors, about 20 skeins in all (an estimate). Stitch with 4 strands (5 or 6 if canvas shows).

Fit it into a lid: the box or tray, acid-free board and backing. Measure the opening first.
How to fit it into a lid.

Thread list, DMC

			stitches	skeins
●	**500**	Very Dark Blue Green	1,317	2
■	**3768**	Dark Gray Green	1,105	2
▲	**703**	Chartreuse	931	1
◆	**926**	Medium Gray Green	706	1
▼	**813**	Light Blue	527	1
★	**824**	Very Dark Blue	510	1
❖	**701**	Light Green	478	1
X	**826**	Medium Blue	411	1
H	**162**	Ultra Very Light Blue	398	1
+	**745**	Light Pale Yellow	351	1
=	**704**	Bright Chartreuse	285	1
Z	**3856**	Ultra Very Light Mahogany	268	1
A	**3746**	Dark Blue Violet	232	1
V	**725**	Medium Light Topaz	198	1
T	**340**	Medium Blue Violet	178	1
N	**782**	Dark Topaz	86	1
S	**741**	Medium Tangerine	78	1
K	**3371**	Black Brown	41	1

Skeins are estimates, with the two extra rows: the thread a stitch takes on the front and back of 18 mesh canvas, plus 30 percent, rounded up for each color.

Thread colors are approximate screen matches to DMC numbers. Check against real thread before you buy.

For your own stitching, gifts and handmade pieces you sell. Do not resell or share this PDF or copies of it.

Whimsical hydrangea Needlepoint pattern

Columns 1 to 49, rows 1 to 90. Start at the red outline

This page is the dark part of the chart



Key

- **DMC 500** Very Dark Blue Green
- **DMC 3768** Dark Gray Green
- **DMC 703** Chartreuse
- **DMC 926** Medium Gray Green
- **DMC 813** Light Blue
- **DMC 824** Very Dark Blue
- **DMC 701** Light Green
- **DMC 826** Medium Blue
- **DMC 162** Ultra Very Light Blue
- **DMC 745** Light Pale Yellow
- **DMC 704** Bright Chartreuse
- **DMC 3856** Ultra Very Light Mahogany
- **DMC 3746** Dark Blue Violet
- **DMC 340** Medium Blue Violet
- **DMC 782** Dark Topaz
- **DMC 741** Medium Tangerine
- **DMC 3371** Black Brown

Whimsical hydrangea Needlepoint pattern

Columns 50 to 90, rows 1 to 90. Gray squares: charted already, do not stitch again

This page is the dark part of the chart



Key

- DMC 500 Very Dark Blue Green
- DMC 3768 Dark Gray Green
- DMC 703 Chartreuse
- DMC 926 Medium Gray Green
- DMC 813 Light Blue
- DMC 824 Very Dark Blue
- DMC 701 Light Green
- DMC 826 Medium Blue
- DMC 162 Ultra Very Light Blue
- DMC 745 Light Pale Yellow
- DMC 704 Bright Chartreuse
- DMC 3856 Ultra Very Light Mahogany
- DMC 3746 Dark Blue Violet
- DMC 725 Medium Light Topaz
- DMC 340 Medium Blue Violet
- DMC 782 Dark Topaz
- DMC 741 Medium Tangerine
- DMC 3371 Black Brown