# Whimsical ice cream cone with a moon

Needlepoint pattern | 90 x 126 stitches | 5 x 7 in (12.7 x 17.8 cm) on 18 mesh | 20 colors



## How to stitch it




1. Each square is one tent stitch, up at 1, down at 2. Lines in continental, right to left, the canvas upside down for the next row; wide areas in basketweave.
2. Cut 18 in of thread. Start and end it without a knot left behind.
3. Mark the middle of the canvas. It is the outlined square on page 2, column 45, row 63 (DMC 966): start there. Count threads, not holes.
4. Go on from it: picture first, background last. Gray squares are on two pages: stitch them once.
5. When it is done, block it square.

First time? How to needlepoint: flossfield.com/needlepoint/guides/how-to-start/
How to read a chart: flossfield.com/needlepoint/guides/how-to-read-a-chart/

## What you need

**Canvas:** blank mono canvas, 18 mesh (18 threads to the inch), cut 9 in wide x 11 in high (22.9 x 27.9 cm).

**Needle:** blunt tapestry, size 22. Also masking tape for the cut edges, and small scissors.

**Thread:** six-strand floss, 20 colors, about 22 skeins in all (an estimate). Stitch with 4 strands (5 or 6 if canvas shows).

**Frame it:** acid-free board and a frame.
How to frame needlepoint.

## Thread list, DMC

| | | | stitches | skeins |
|---|---|---|---|---|
| ● | **3835** | Medium Grape | 1,681 | 2 |
| ■ | **327** | Dark Violet | 1,308 | 2 |
| ▲ | **3834** | Dark Grape | 1,181 | 1 |
| ◆ | **951** | Light Tawny | 1,093 | 1 |
| ▼ | **3836** | Light Grape | 1,024 | 1 |
| ★ | **3823** | Ultra Pale Yellow | 681 | 1 |
| ❖ | **3727** | Light Antique Mauve | 643 | 1 |
| X | **966** | Medium Baby Green | 633 | 1 |
| H | **758** | Very Light Terra Cotta | 535 | 1 |
| + | **963** | Ultra Very Light Dusty Rose | 315 | 1 |
| = | **3716** | Very Light Rose | 293 | 1 |
| Z | **3825** | Pale Pumpkin | 282 | 1 |
| A | **975** | Dark Golden Brown | 271 | 1 |
| V | **745** | Light Pale Yellow | 263 | 1 |
| T | **3816** | Celadon Green | 245 | 1 |
| N | **954** | Nile Green | 222 | 1 |
| S | **3821** | Straw | 218 | 1 |
| K | **3733** | Dusty Rose | 207 | 1 |
| E | **3827** | Pale Golden Brown | 143 | 1 |
| C | **977** | Light Golden Brown | 102 | 1 |

Skeins are estimates: the thread a stitch takes on the front and back of 18 mesh canvas, plus 30 percent, rounded up for each color.
Thread colors are approximate screen matches to DMC numbers. Check against real thread before you buy.
For your own stitching, gifts and handmade pieces you sell. Do not resell or share this PDF or copies of it.

# Whimsical ice cream cone with a moon

Needlepoint pattern

Columns 1 to 90, rows 1 to 67. Start at the red outline

This page is the dark part of the chart




## Key

- **DMC 3835** Medium Grape
- **DMC 327** Dark Violet
- **DMC 3834** Dark Grape
- **DMC 951** Light Tawny
- **DMC 3836** Light Grape
- **DMC 3823** Ultra Pale Yellow
- **DMC 3727** Light Antique Mauve
- **X** **DMC 966** Medium Baby Green
- **+** **DMC 963** Ultra Very Light Dusty Rose
- **=** **DMC 3716** Very Light Rose
- **A** **DMC 975** Dark Golden Brown
- **V** **DMC 745** Light Pale Yellow
- **T** **DMC 3816** Celadon Green
- **N** **DMC 954** Nile Green
- **S** **DMC 3821** Straw
- **K** **DMC 3733** Dusty Rose
- **C** **DMC 977** Light Golden Brown

# Whimsical ice cream cone with a moon

Needlepoint pattern

Columns 1 to 90, rows 68 to 126. Gray squares: charted already, do not stitch again

This page is the dark part of the chart




## Key

- **DMC 3835** Medium Grape
- **DMC 327** Dark Violet
- **DMC 3834** Dark Grape
- **DMC 951** Light Tawny
- **DMC 3836** Light Grape
- **DMC 3823** Ultra Pale Yellow
- **DMC 3727** Light Antique Mauve
- **DMC 966** Medium Baby Green
- **H** **DMC 758** Very Light Terra Cotta
- **Z** **DMC 3825** Pale Pumpkin
- **A** **DMC 975** Dark Golden Brown
- **V** **DMC 745** Light Pale Yellow
- **T** **DMC 3816** Celadon Green
- **N** **DMC 954** Nile Green
- **S** **DMC 3821** Straw
- **E** **DMC 3827** Pale Golden Brown
- **C** **DMC 977** Light Golden Brown